



Kansai University Course Questionnaires 2022 Autumn Semester Administration Manual

Contents

I. Overview	2
II. Student Responses to the Questionnaires	4
III. Viewing the Questionnaire Results	6
IV. Class Questionnaire Questions	13
V. Students' Access to Results	17
VI. Q&A	18

I. Overview

1. Purpose

The primary purpose of this questionnaire is to listen to feedback from students who have taken the course and provide information that will contribute to the continuous improvement of the course in the following years, based on the students' attitude towards learning and how well they achieved their goals in terms of the course objectives. Secondly, by sharing the results with the students, we aim to encourage the students who responded to the questionnaires to reflect on their own learning activities, and to use the results as a reference for other students in subsequent years. Thirdly, by widely publicizing the results, we aim to enable FD (faculty development) for faculty members and SD (staff development) among those involved in university administration, including faculty & staff, as well as promote understanding of the university's educational activities among students and faculty & staff*.

With these purposes in mind, the results of these questionnaires will be made available to faculty members and students, and will be used to guarantee and improve the quality of education at the university.

* Those in possession of Information System Login IDs (see Q5 on p. 19 for details)

2. Period

December 19, 2022 (Mon.) -January 31, 2023 (Tue.)

3. Process

(1) Questionnaire administration requests are sent to instructors via e-mail

The Center for Teaching & Learning will send detailed information on how to administer the questionnaire to the instructors' KU Web Mail (UserID@kansai-u.ac.jp). The information will be sent out twice (on the day the questionnaire system goes live and about two weeks after the questionnaires start).

(2) Instructors download the response request form and distribute it to students

Select the course for which you would like to conduct a course questionnaire from "Course Questionnaires" in the Information System and download the response request form. Distribute the response request form to the students through the KU-LMS or other means.

(3) Students receive the response request form and answer the questionnaire

Instruct the students to scan the QR code (or URL) on the response request form and complete the questionnaire.

(4) Check the questionnaire results

After the questionnaire has been administered, instructors can check the results from the “Course Questionnaires” section of the Information System. (The results will be aggregated immediately, at any time.)

When the university-wide aggregation is finalized (about two weeks after the end of the questionnaire period), instructors can check comparisons with the university-wide average and cross-tabulations.

In principle, PDF files of the responses for each course will be made available within the university through the syllabus system (including students other than those taking the course and faculty & staff other than the instructor).

For instructors in charge of face-to-face classes

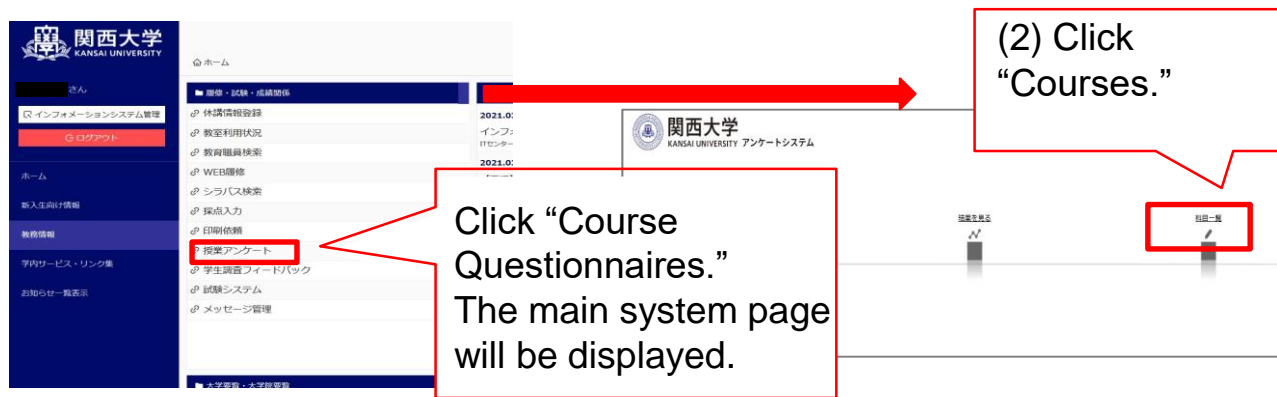
- In face-to-face classes, **have students answer the Course Questionnaire in class** by downloading the response request form from the system and notifying students through KU-LMS, etc., or printing out the response request form and presenting or distributing it during class.
- In face-to-face classes, download and distribute the response request form as appropriate so that students who have applied for permission for distance learning to prevent the spread of COVID-19, as well as absentees, can complete the questionnaire.

II. Student Responses to the Questionnaires

1. Download the response request form

The response request form can be downloaded via the following method. Distribute the response request form to your course students through the KU-LMS or other means.

(1) Click “Course Information” > “Course Questionnaires” > “Courses” in the Information System.



(2) Select “QR Code” from “Courses” to download the response request form.

***Note that the response request form is different for each course.**



II. Student Responses to the Questionnaires

2. Distribute the response request form to the course students

(1) How to inform the course students

Send the downloaded response request form to your course students using the “**KU-LMS**” message function.

Kansai University Information & KU-LMS Operation Manual
www.kansai-u.ac.jp/ctl/teacher/pdf/kyouin_2022_web.pdf



(2) Explanation when informing the course students

Use the following explanation template when informing the course students (you may modify it as needed, but make sure to make it easy for them to respond).

[Explanation template]

件名：春学期授業アンケートにご協力ください。

このアンケートの目的は以下の3つです。

第1の目的は、授業を受講した学生の声を聞き、学生の学習態度や到達目標の達成度も踏まえて、当該年度以降の持続的な授業改善に資する情報を提供することです。第2の目的は、学生に対する結果の公表を通じて、回答した学生自身の学習活動の振り返りを促進するとともに、次年度以降の他の学生の履修上の参考としても役立てることです。第3の目的は、広く結果の公表を行うことによって、教員同士のFD・教職員のSDを可能にすることや、学生および教職員に対する本学の教育活動への理解を促すことです。こうした目的のもと、このアンケートを実施・活用していくことによって、本学の教育の質保証・質向上の実現を目指します。

※回答結果は統計としてまとめ、個人情報として公表されることはありません。また、成績評価とは一切関係がありません。

※回答は任意であり、回答しない場合であっても何ら不利益を被ることはありません。答えたくない質問があった場合は、飛ばしてもらってかまいません。また、回答を続けたくない事情が生じた場合には、途中でやめてもかまいません。

※得られた情報は上記の目的以外には利用しませんので、アンケートの趣旨をよく理解し、率直な声をお聞かせください。

回答期間：2022年12月19日（月）～2023年1月31日（火）

回答方法：添付資料のQRコードまたはURLを読み取り、スマートフォン・PC等から回答

回答時間：およそ5～10分程度

（独自項目を設定する場合、以下を記入）――

独自項目：問10については以下の内容についてお答えください。

例「関連書籍や資料を提示したことにより理解が深まりましたか」

(3) Instructions for original instructor questions (undergraduate schools only)

For Q10, instructors can provide their own question. Any instructor who plans to ask their own question should indicate the question as shown above when informing their students (see p. 13 for the actual questions).

III. Viewing the Questionnaire Results

1. Overview

(1) Checking the preliminary results

During the questionnaire period, you can check the response data (preliminary data) for your course.



(2) Checking the response results

A university-wide aggregation will be conducted after the questionnaire period has ended. You can then compare your course with the university-wide average and cross-tabulate by course.

*You can check the free entry responses for the undergraduate school questionnaires and the content of the graduate school questionnaires by downloading the questionnaire results (raw data). (See p. 11)

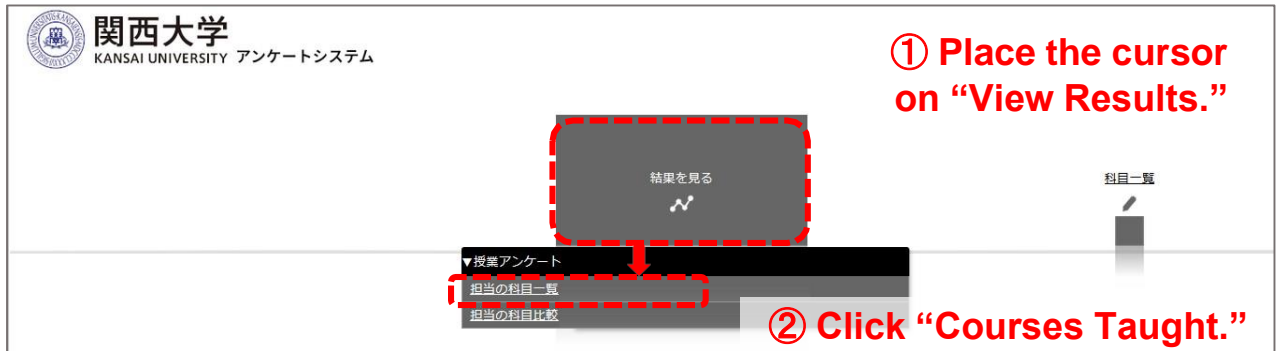
2. Checking the aggregate results (preliminary data) [Undergraduate schools]

After the questionnaire has been administered, you can check the aggregate results (preliminary data) by following the steps below.

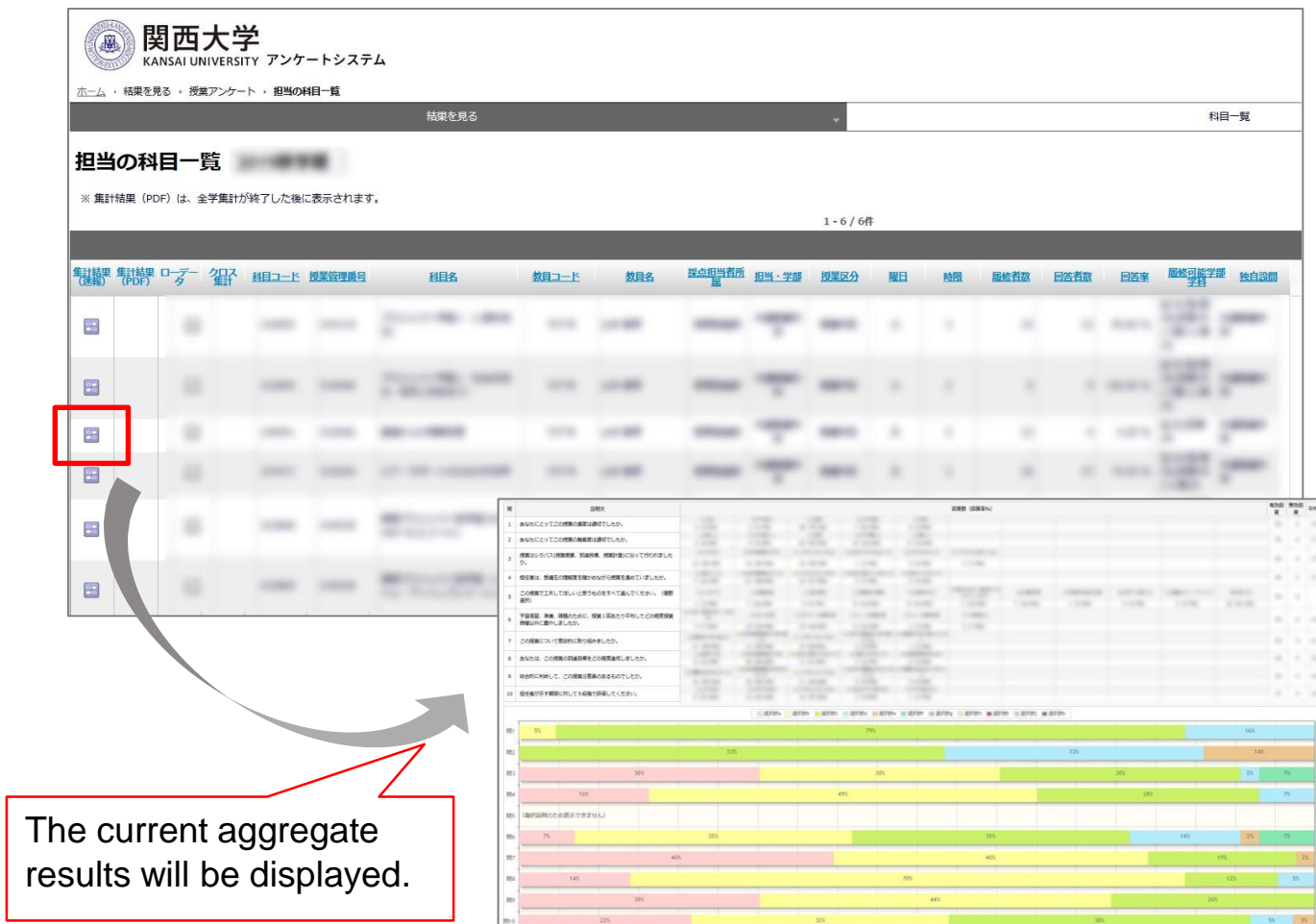
(1) Log in to the Information System and click “Course Information” > “Course Questionnaires”



(2) Click “View Results” > “Courses Taught”



(3) From the list of courses taught, click “Aggregate Results (Preliminary Data)”



III. Viewing the Questionnaire Results

3. Viewing the aggregate results [Undergraduate schools]

After the questionnaire period is over, a university-wide aggregation will be conducted. You can view the aggregate results (PDF format) afterward.

関西大学 KANSAI UNIVERSITY アンケートシステム

ホーム > 結果を見る > 授業アンケート > 担当の科目一覧

結果を見る

科目一覧

担当の科目一覧

※ 集計結果 (PDF) は、全学集計が終了した後に表示されます。

1 - 4 / 4件

集計結果 (PDF)	集計結果 (PDF)	コース集計	科目コード	授業管理番号	科目名	教員コード	教員名	担当担当場所	担当・学部	授業区分	曜日	時間	履修者数	回答者数	回答率	履修可能学部	独自設問
+	+	+															
+	+	+															
+	+	+															
+	+	+															

① Click the button in the “Aggregate Results (PDF)” column.

② The results table will be displayed.

学期 授業アンケート (学部) 集計結果 関西大学

科目名	履修者数	回答者数	回答率
担当者			
所 属			
担 任 者			

◆共通設問

- あなたにとってこの授業の進捗は適切でしたか。
- あなたにとってこの授業の難易度は適切でしたか。
- 授業はシラバス(授業概要、到達目標、授業計画)に沿って行われましたか。
- 担任者は、受講生の理解率を確かめながら授業を進めていましたか。
- この授業で工夫してほしいと思うものをすべて選んでください。(複数選択)
- 予習復習、準備、課題のために、授業1回あたり平均してどの程度授業時間以外に費やしましたか。
- この授業について積極的に取り組みましたか。
- あなたは、この授業の到達目標をどの程度達成しましたか。
- 総合的に判断して、この授業は意義のあるものでしたか。
- このアンケートシステムで工夫してほしいと思うものをすべて選んでください。

◆学部等独自設問

設問番号	科目平均	平均	標準偏差	最大値	最小値	有効回答数	有効回答率
11							

On the results screen, click the button in the “Aggregate Results (PDF)” column for the questionnaire whose results you wish to check, and the aggregate results (PDF) will be displayed. (These results will not be displayed during the questionnaire response period.)

III. Viewing the Questionnaire Results

4. Checking the cross-tabulation [Undergraduate schools]

You can cross-tabulate the aggregate results for each course by question. Select the question you wish to cross-tabulate and click “Show Cross-Tabulation” to display the results.

(1) Select the course to be cross-tabulated from “Courses Taught”

関西大学 KANSAI UNIVERSITY アンケートシステム

ホーム > 結果を見る > 授業アンケート > 担当の科目一覧

結果を見る

科目一覧

担当の科目一覧

※ 集計結果 (PDF) は、全学集計が終了した後に表示されます。

① Click the button in the “Cross-tabulation” column.

集計結果 (PDF)	集計結果 (PDF)	ローダー	クロス集計	科目名	担当・学部	授業区分	曜日	時間	履修者数	回答者数	回答率	履修可能学部	独自設問

(2) Select the questions to be cross-tabulated and display the results

分析対象科目

年度	科目名	教員名	曜日	時限	履修者数	回答者数

▽ 設問文を選択

② Select the question you wish to cross-tabulate.

クロス軸	設問文 (選択してください)
表側 (縦軸)	(平均点: ...) 設問4 担任者は、受講生の理解度を確かめながら授業を進めていましたか。
表頭 (横軸)	(平均点: ...) 設問6 予習復習、準備、課題のために、授業1回あたり平均してどの程度授業時間以外に費やしましたか。

クロス集計表示

③ Click the “Show Cross-Tabulation” button.

設問4×設問6のクロス集計

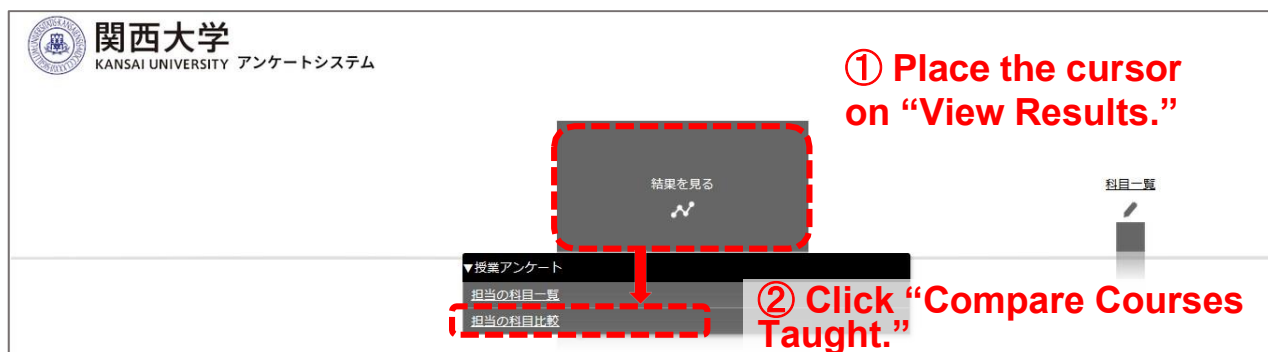
		設問6						
		予習・復習を全くしなかった	30分未満	30分～1時間未満	1～2時間未満	2～3時間未満	3時間以上	無効
進めていた	度数							
	%							

III. Viewing the Questionnaire Results

5. Comparing the aggregate results for the courses you teach [Undergraduate schools]

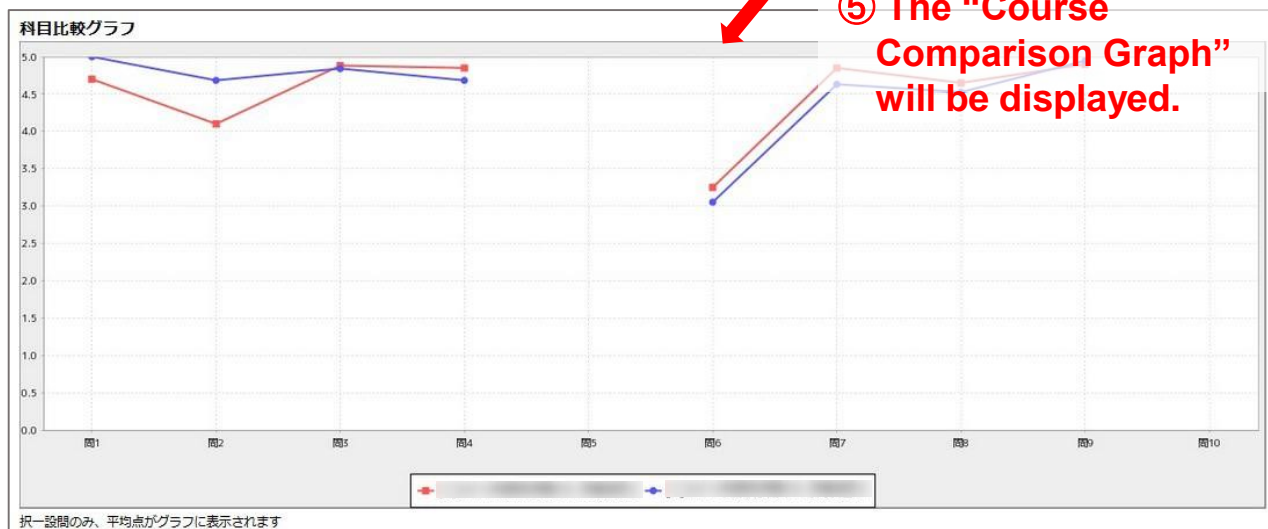
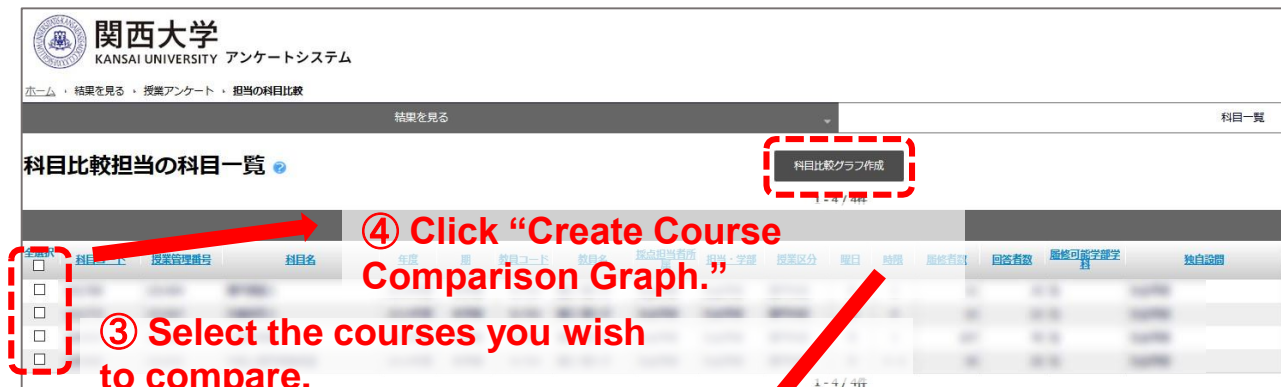
The aggregate results for each course can be itemized and compared between courses.

(1) Go to “View Results” and display “Comparison of Courses Taught”



(2) Select the courses to be compared and display the graph

(more than one course can be selected)

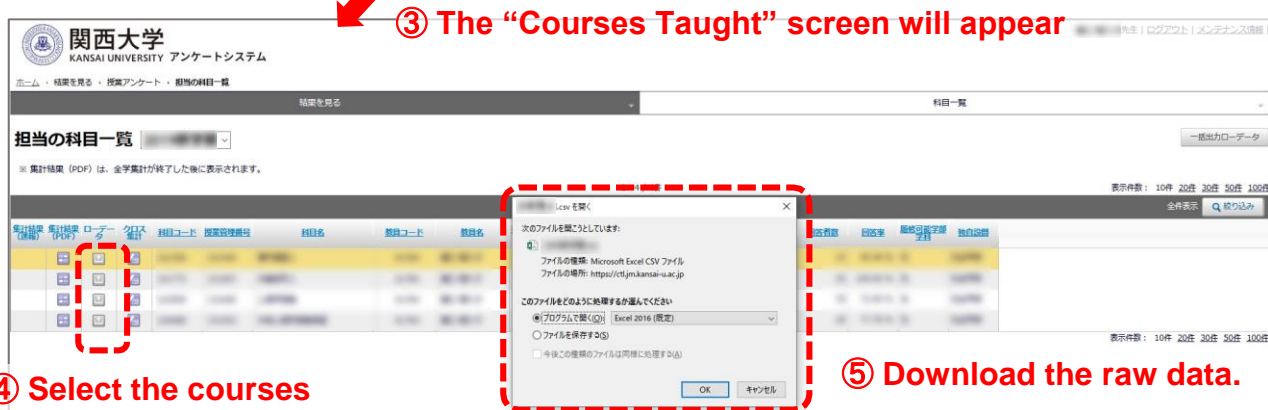
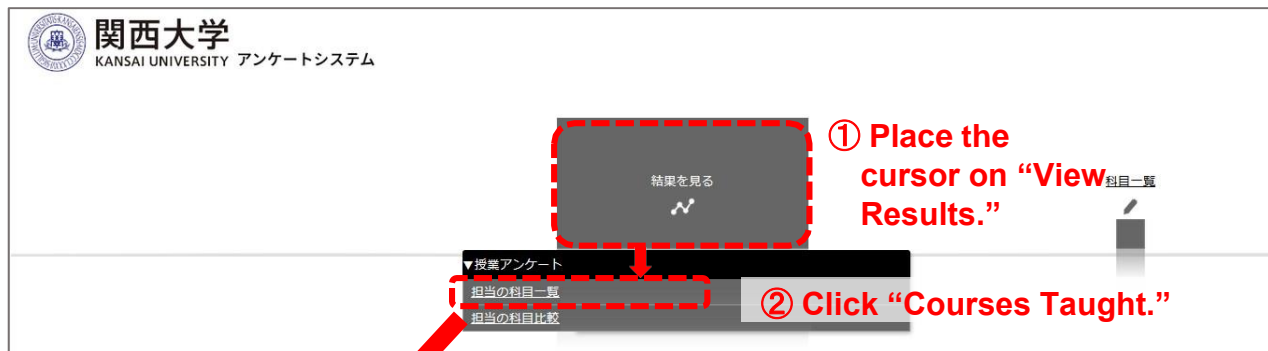


III. Viewing the Questionnaire Results

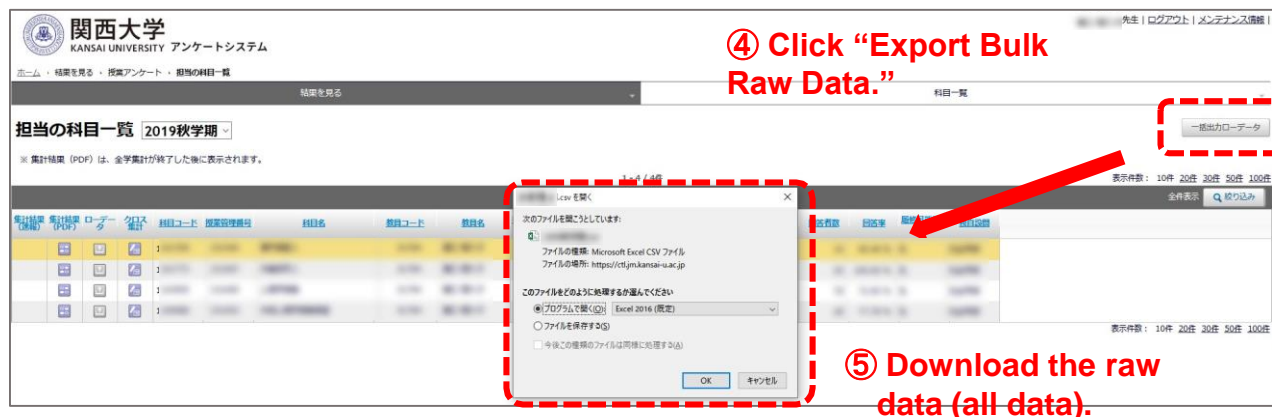
6. Downloading the questionnaire results data [Undergraduate and graduate schools]

You can download the questionnaire results (raw data).

(1) Download the raw data for each course



(2) Download respondents' raw data (all data)



III. Viewing the Questionnaire Results

7. Setting the aggregate results to public or private [Undergraduate schools]

The aggregate results (in PDF format) will be in principle made public through the syllabus system approximately within a month after the response period ends. If you wish to make the results private, make sure to change the setting by February 13th.

*If the results are set to “Public,” the instructor, course students, students outside the course, and other faculty & staff will be able to view the data.

*When “Private” is selected, only the instructor can view the results. The course students, students outside the course, and other faculty & staff will not be able to view them.

*For details on how to view the results from the syllabus system, see p. 17.

The screenshot shows the Kansai University Questionnaire System interface. At the top, there is a header with the university logo and name. Below the header, there is a navigation bar with links like 'ホーム', '科目一覧', '授業アンケート', and '科目一覧'. The main content area is titled '科目一覧' (Courses) and displays a table of courses. The table has columns for '教員コード', '教員名', 'サブ教員', '担当・学部', '授業区分', '曜日', '時間', '履修者数', '履修可能学部', '独自設開', and 'クラス'. The '公開範囲' (Public/Private) column is highlighted with a red box, showing radio buttons for '公開' (Public) and '非公開' (Private). The '非公開' option is selected for the first course. The interface also includes a 'CSV出力' button and a '表示件数' (Number of items to display) dropdown menu.

教員コード	教員名	サブ教員	担当・学部	授業区分	曜日	時間	履修者数	履修可能学部	独自設開	クラス	公開範囲
00001	山田太郎	山田太郎	工学部	工学部	月	9	10	工学部	独自設開	工学部	<input type="radio"/> 公開 <input checked="" type="radio"/> 非公開
00002	山田太郎	山田太郎	工学部	工学部	月	9	10	工学部	独自設開	工学部	<input checked="" type="radio"/> 公開 <input type="radio"/> 非公開
00003	山田太郎	山田太郎	工学部	工学部	月	9	10	工学部	独自設開	工学部	<input checked="" type="radio"/> 公開 <input type="radio"/> 非公開
00004	山田太郎	山田太郎	工学部	工学部	月	9	10	工学部	独自設開	工学部	<input checked="" type="radio"/> 公開 <input type="radio"/> 非公開
00005	山田太郎	山田太郎	工学部	工学部	月	9	10	工学部	独自設開	工学部	<input checked="" type="radio"/> 公開 <input type="radio"/> 非公開
00006	山田太郎	山田太郎	工学部	工学部	月	9	10	工学部	独自設開	工学部	<input checked="" type="radio"/> 公開 <input type="radio"/> 非公開
00007	山田太郎	山田太郎	工学部	工学部	月	9	10	工学部	独自設開	工学部	<input checked="" type="radio"/> 公開 <input type="radio"/> 非公開
00008	山田太郎	山田太郎	工学部	工学部	月	9	10	工学部	独自設開	工学部	<input checked="" type="radio"/> 公開 <input type="radio"/> 非公開
00009	山田太郎	山田太郎	工学部	工学部	月	9	10	工学部	独自設開	工学部	<input checked="" type="radio"/> 公開 <input type="radio"/> 非公開
00010	山田太郎	山田太郎	工学部	工学部	月	9	10	工学部	独自設開	工学部	<input checked="" type="radio"/> 公開 <input type="radio"/> 非公開

Choose “Public” or “Private” from the “Courses” screen in the questionnaire system

IV. Class questionnaire questions

1. Course Questionnaire questions [Undergraduate]

Students are asked the following questions (10 questions shared across the faculties) and up to 5 questions unique to each faculty.

- Q1 あなたにとってこの授業の進度は適切でしたか。
①遅い ②やや遅い ③適切 ④やや速い ⑤速い
- Q2 あなたにとってこの授業の難易度は適切でしたか。
①易しい ②やや易しい ③適切 ④やや難しい ⑤難しい
- Q3 授業はシラバス(授業概要、到達目標、授業計画)に沿って行われましたか。
①行われた ②ある程度行われた ③どちらともいえない
④あまり行われなかった ⑤行われなかった ⑥シラバスを見ていない
- Q4 担任者は、受講生の理解度を確かめながら授業を進めていましたか。
①進めていた ②ある程度進めていた ③どちらともいえない
④あまり進めていなかった ⑤進めていなかった
- Q5 この授業で工夫してほしいと思うものをすべて選んでください。(複数選択)
①シラバス ②授業計画 ③配付教材 ④授業中の環境 ⑤説明の仕方
⑥提示の仕方(板書やパワーポイントなど) ⑦授業内容 ⑧時間外学習の支
⑨援学生への接し方 ⑩課題のフィードバック ⑪特にない
- Q6 予習復習、準備、課題のために、授業1回あたり平均してどの程度授業時間以外に費やしましたか。
①予習・復習を全くしなかった ②30分未満 ③30分～1時間未満
④1～2時間未満 ⑤2～3時間未満 ⑥3時間以上
- Q7 この授業について意欲的に取り組みましたか。
①意欲的に取り組んだ ②ある程度意欲的に取り組んだ ③どちらともいえない
④あまり意欲的に取り組んでいない ⑤意欲的に取り組んでいない
- Q8 あなたは、この授業の到達目標をどの程度達成しましたか。
①達成できた ②ある程度達成できた ③あまり達成できなかった
④達成できなかった ⑤到達目標を知らない
- Q9 総合的に判断して、この授業は意義のあるものでしたか。
①意義のあるものだった ②ある程度意義のあるものだった
③どちらともいえない ④あまり意義あるものでなかった
⑤意義のあるものでなかった
- Q10 担任者が示す質問に対して5段階で評価してください。
①そう思う ②ややそう思う ③どちらともいえない
④あまりそう思わない ⑤そう思わない

Please answer Q4 even if it is not a face-to-face class. For example, there are cases where the degree of understanding is checked outside of class using KU-LMS or through reports, etc., so please take this into consideration when responding.

For Q5, if it is not a face-to-face class, please only select the responses that apply. For “(6) Method of presentation,” please only consider PowerPoint presentations, not writing on the blackboard.

IV. Class questionnaire questions

2. Course Questionnaire questions [Undergraduate schools]

The following free entry questions are to be completed when answering the questionnaire. Note that instructors can specify the free entry question for Q2, so if you have a question you would like to ask the students, provide it here.

Note:

If you have any opinions or requests regarding this course (including those about the facilities and equipment), feel free to share them. The instructor will read your response directly. Keep the following in mind when providing your response.

(1) Do not write anything that is not related to improving the course. Please refrain from using discriminatory or insulting expressions, especially those related to appearance, discriminatory content, ethnicity, or national/regional origin, etc.

(2) For courses taught by more than one instructor, please specify which instructor you are commenting on.

1. Please write (1) what you liked about this course, (2) what you would like to see continued, and (3) any areas that could use improvement or suggestions you might have.

2. Please respond to the following only if instructed to do so by your instructor (otherwise, do not write anything).

Students can enter their affiliation, school year, student ID number, and name if necessary. Have them enter the following information if you deem it necessary.

*Please enter the following information if instructed to do so by your instructor.

1. Faculty/graduate school affiliation

2. School year

3. Student ID number

4. Name

IV. Class questionnaire questions

3. Course Questionnaire questions (Graduate schools)

(1) Questionnaire for graduate schools (except the Graduate School of Science and Engineering)

次の各項目についてお答えください。

- 1 この授業の内容はいかがでしたか。(内容：授業内容が期待どおりであったか、わかりやすくする工夫がなされていたか等)

- 2 この授業についての教授方法は適切だと思いましたか。(内容：担任者の姿勢、配付資料の適切さ、情報機器の利用等)

- 3 この授業による成果は満足のものでしたか。(内容：理解することができたか、受講前より興味を持ったか等)

- 4 この授業に対するあなたの受講姿勢はいかがでしたか。(内容：よく出席したか、予習・復習など意欲的に取り組んだか等)

- 5 この授業に関する施設・設備・機器は適切でしたか。(内容：設備・情報機器等の充実度、効果等)

- 6 その他、この授業に関するご意見をお書きください。

*Q5 is meant for face-to-face classes, so respond only if the course has face-to-face classes.

IV. Class questionnaire questions

3. Course Questionnaire questions (Graduate schools)

(2) Questionnaire for the Graduate School of Science and Engineering

次の各項目についてお答えください。

- 1 この科目を受講して良かったと思われる点を記述してください。

- 2 この科目の講義方法について提案できることがあれば記述してください。

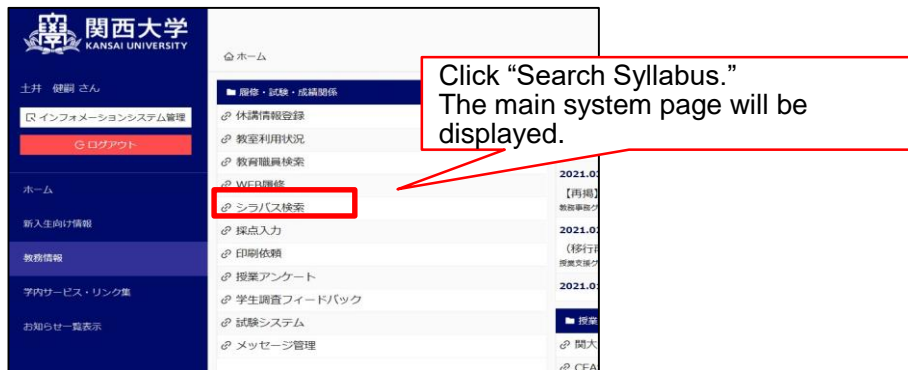
- 3 その他、この講義に関する意見があれば記述してください。

V. Students' Access to Results

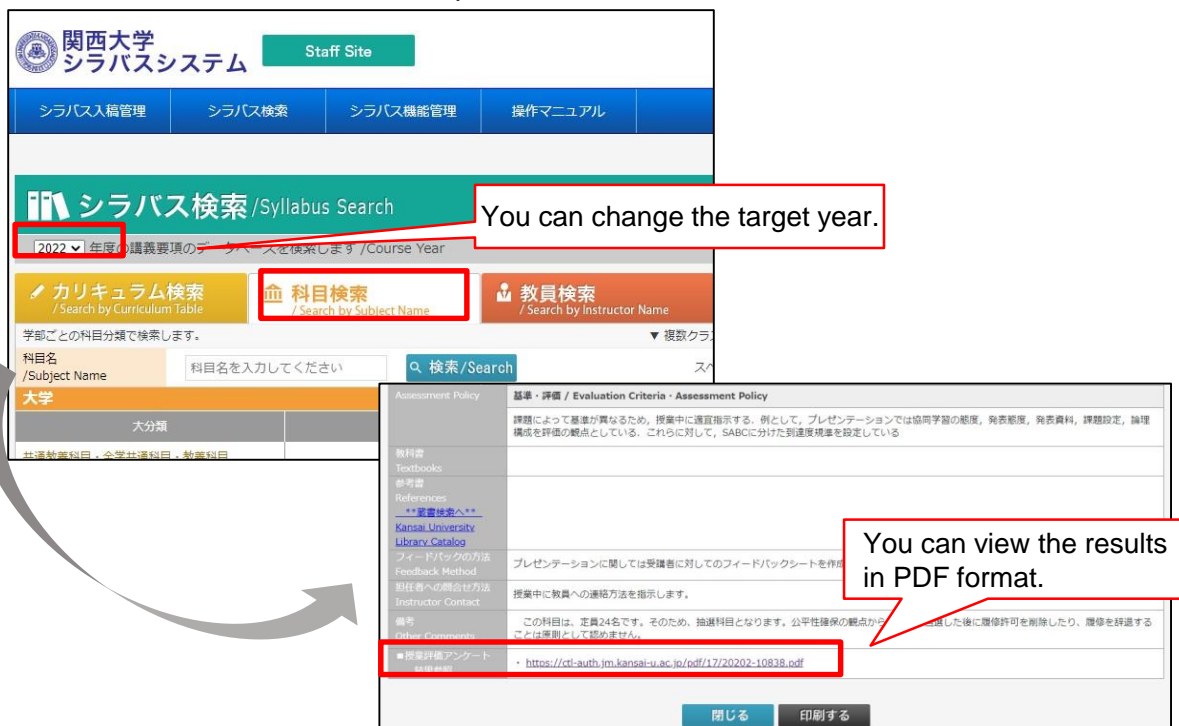
1. Viewing the results (Students/Faculty & staff)

Students, faculty, and staff can view the aggregate results for each course, including those from previous years (2020 and before), by following the below procedure.

(1) Log in to the Information System and click “Course Information” > “Search Syllabus”



(2) When you search for a course via “Course Search,” a PDF of the results will be displayed at the bottom of the syllabus (courses for which a questionnaire has not yet been implemented will be hidden).



VI. Q&A

Q1: How are the questionnaires related to the three policies and the syllabus?

A: The university's three overarching policies (Diploma Policy, Curriculum Policy, and Admission Policy) are disclosed on the university website. They aim to develop the "Ability to Think and Act" based on the founding motto and the University motto. In addition, each of the 13 Faculties has its own three policies based on the overall university policies, which are also available on the website.

In the syllabus, the relationships (correspondence) between individual courses are clearly indicated based on each faculty's diploma policy. The purpose of the syllabus is to make the academic skills and abilities to be cultivated through the undergraduate program (curriculum) visible by organizing the relationships between the courses taught.

In this context, course questionnaires enable us to confirm, from a bottom-up perspective, whether each course is making an appropriate contribution to the fulfillment of the Diploma Policy by examining the degree to which the course objectives are achieved.

Q2: How should I go about creating original questions (undergraduate schools only)?

A: Instructors can create their own question for students.

Specifically, Q10 is reserved for this purpose. There are many ways to use this question. For example, the question can be used to verify the effectiveness of the use of teaching assistants (TA) or learning assistants (LA), or to check whether offering reference books and materials enhanced students' comprehension.

The Center for Teaching & Learning provides support on how to use the questions, so feel free to ask for assistance.

Q3: Are the URL and QR code the same for all courses?

A: The URL and QR code are different for each course.

If students scan a URL or QR code for a course other than your own and submit responses, their responses will not be valid. Be sure to instruct your course students to check the year/semester, course title, and instructor's name on the response screen when they submit their responses.

Q4: Will the students' anonymity be protected?

A: Yes.

Students do not need to enter any personal information when scanning the URLs/QR codes and responding. In addition, the system is designed such that respondents cannot be identified.

Q5: What is the degree to which course questionnaire results will be disclosed?

A: They will be disclosed as follows.

(1) Undergraduate school Course Questionnaire response results for each course

⇒ In principle, the results will be made public through the syllabus system (to those with an Information System Login ID) after the aggregation period has ended. If you wish not to disclose the results to the public (only to the instructor), change the setting to Private. Note that the free entry questions on the undergraduate questionnaires are not included in the publicly disclosed material, so only instructors can check them.

*"Those with an Information System Login ID" refers to students/faculty members (full-time, part-time, visiting professors, researchers, professors emeritus/emerita), and staff (full-time and part-time). In addition to the above, officers (the Chairperson of the Board of Trustees, trustees, auditors, councillors, and executive advisors) also have IDs, and the results are widely disclosed for the purpose of SD for those involved in university management.

*Please refer to p. 12 for instructions on making the results Private, and p. 17 for instructions on viewing them from the syllabus system.

② University-wide aggregate results of undergraduate school Course Questionnaires

⇒ Once the response period ends, the Center for Teaching & Learning will compile the results and make them available to the public on the university website (<https://www.kansai-u.ac.jp/ctl/teacher/enquete.html>)

③ Graduate school Course Questionnaire results

The results of graduate school Course Questionnaires will only be disclosed to instructors and will not be made public.

Q6: Are the Course Questionnaire results used to evaluate instructors' performance?

A: No.

We have established guidelines for the use of Course Questionnaire results. The guidelines clearly state that the questionnaire results “will not be used for evaluation of individual instructors” and that they will not be used for so-called performance reviews.

Q7: What should I do for omnibus courses?

A: For an omnibus course, follow the instructions of the grader.

In omnibus courses, all instructors are able to operate the Course Questionnaire system, but follow the instructions of the grader and make adjustments as necessary when informing students about the questionnaire, etc.

Students' response results can also be viewed by all instructors. You can view the results from the “Course Questionnaires” section of the Information System.
See p. 6 for details.

Q8: Is it only possible to respond to the questionnaire within a certain period?

A: The response period is from Saturday, December 19th to, January 31st.

Responses can be submitted until the end of July in case there are any students who have not yet responded, etc. If we were to make it possible to submit responses for too long, the conditions of the responses would be different. In addition, we have set a deadline for responses to eliminate responses from students outside the courses.

Q9: Can students modify their answers?

A: No.

When students finish answering the questions and click the “Submit” button, their answers for that course will be finalized. Once responses are confirmed, they cannot be modified by either the instructor or the student. For this reason, before students submit responses, instruct them to confirm the year/semester, course title, and instructor's name, and explain that their responses cannot be modified once submitted.

Q10: Can I download the raw response data?

A: You can download it from the questionnaire system. (See p. 11)

There are two types of raw data: data for individual courses, and data for the entire semester for all courses.

The raw data for individual courses can be downloaded by logging in to the Course Questionnaire system and clicking “View Results” > “Courses Taught” and downloading the “Raw Data” for the relevant course responses.

You can download all of the response data for the semester by logging in to the Course Questionnaire system and going to “View Results” > “Courses Taught” > “Export Bulk Raw Data.”

(Questions for those holding face-to-face classes)

Q11: Is it necessary to conduct the questionnaire during class?

A: Please conduct the questionnaire in class.

It is best to conduct questionnaire during class hours so that students can assess their own learning outcomes as accurately as possible. Since QR codes are distributed and responses collected in class, this also avoids responses from students outside the course.

In addition, it is possible that some students may forget to answer the questions outside of class hours. For these reasons, it is best to conduct Course Questionnaires during class hours, but we ask that teachers be flexible depending on course progress.

(Questions for those holding face-to-face classes)

Q12: Should a KU-Wifi connection be used to access the responses?

A: Students do not necessarily need to connect using KU-Wifi.

They can also respond to the questionnaire through their mobile carriers (docomo, au, SoftBank, etc.). Note that depending on their mobile plan, they may be charged for the mobile connection. There is no need to stop students from using mobile connections if they choose to do so, but do not instruct students to do so when responding.

VI. Q&A

(Questions for those holding face-to-face classes)

Q13: How should I handle students who do not have smartphones?

A: They can submit responses from a device other than a smartphone.

Instruct them to respond from a classroom PC or their own PC during the response period. If a QR code is required, give them a response request form (to take home) and instruct them to respond.

If they have a device that can scan QR codes in class, such as a smartphone, laptop, or tablet, ask them to bring it to class if they can at least a week before the questionnaire is to be administered so that everything can proceed smoothly.

Q14: An instructor's name/course title in the "Course Questionnaires" system is not displayed correctly.

A: When using the questionnaire system, use the following recommended environments.

■ Windows (PC)

Microsoft Edge, Google Chrome, Mozilla Firefox

■ Mac (PC)

Safari

*Using extensions such as translation tools may cause the text to be garbled even when using a recommended environment. If this occurs, contact the Center for Teaching & Learning.

Q15: Which department is in charge of the Course Questionnaires?

A: The Center for Teaching & Learning.

If you have any questions, contact the following.

For inquiries about the Course Questionnaires, contact:

Teaching & Learning Section, Class Support Division (SHOBUNKAN, 3rd floor)

E-mail: ctl-staff@ml.kandai.jp

