

# **2022 Admission**

## **International Students Entrance Examination**

### **Common Items of all Graduate Schools**

Note 1: Application guidelines of each Graduate School are published in separate files. Please check together.

Note 2: The application guidelines is the English Version for Japanese-based Program of the International Students Entrance Examination.

Note 3: The application documents which are designated by Kansai University only have Japanese Version.

# Privacy Policy

With regards to personal information received on application which is liable to specify the individual (hereafter “Personal Information”), Kansai University Graduate School (hereafter “the Graduate School”) will treat the information carefully in accordance with applicable laws and the Kansai University Graduate School Privacy Policy.

The Kansai University Graduate School Privacy Policy can be found on the top page of the Graduate School’s website (<https://www.kansai-u.ac.jp>) under “Privacy Policy.”

## 1. Use of Personal Information

Personal Information from applicants is used only for the following purposes:

- (1) To administrate entrance examinations (to receive applications, to deliver examination admission slip, and to operate entrance examinations)
- (2) To announce examination results
- (3) To complete procedures up to enrollment

## 2. Management of Personal Information

The Graduate School has assigned a personal information protection administrator to ensure that Personal Information from applicants for the three purposes listed above is managed carefully and deleted appropriately in accordance with applicable laws and ordinances after a fixed period of custody.

## 3. Sharing of Personal Information

The Graduate School will share some Personal Information with Kansai University Kyosaikai (an affiliated organ of Kansai University for mutual-aid program) to enhance student life on campus.

《Sharing of Personal Information and its purpose》

Administrative numbers, names, address, phone number, dates of birth, assigned graduate school, major, and course for verifying the payment of the enrollment and registration fees to the above affiliated organ.

## 4. Disclosure of Personal Information to Third Parties

The Graduate School will not share Personal Information with third parties without consent of the applicant, except when compelled by laws and ordinances.

## 5. Sharing of Personal Information with Contractors

The Graduate School may share some Personal Information with contractors in order to carry out the operations described in 1 above. In such cases it shall contract them to handle the Personal Information appropriately based on its Privacy Policy.

## 6. Statistical Data on Entrance Examinations

The Graduate School compiles statistical data about entrance examinations but does not identify applicants. This data will be used for individuals interested in the Graduate School, and utilized to analyze the Graduate School’s future entrance examinations.

## 7. Disclosure, Correction, and Deletion of the Personal Information

When requested by an applicant to disclose, correct, or delete his or her Personal Information, the Graduate School will accommodate that request promptly in accordance with applicable laws, rules, and other guidelines after verifying the applicant. Data pertaining entrance examination score will not be disclosed.

## 8. Inquiries

Inquiries concerning applicants’ Personal Information, including requests to disclose, correct, or delete it, will be directed to Graduate School Admissions Division of Kansai University Entrance Examination Center.

Graduate School Admissions Division  
Kansai University Entrance Examination Center  
3-3-35 Yamate-cho, Suita-shi, Osaka Prefecture 564-8680 Phone: 06-6368-1121 (main)

### **Special Economic Assistance for Applicants suffered from disasters in the applied area of Disaster Relief Act**

Kansai University Graduate School takes a special measure of reduction and exemption of application fees for the applicants of the entrance examinations the applicable district of Disaster Relief Act. We will also conduct the economic assistances to the said enrollees according to the conditions.

As for more information, see the Kansai University Graduate School Entrance Examination Information Website.

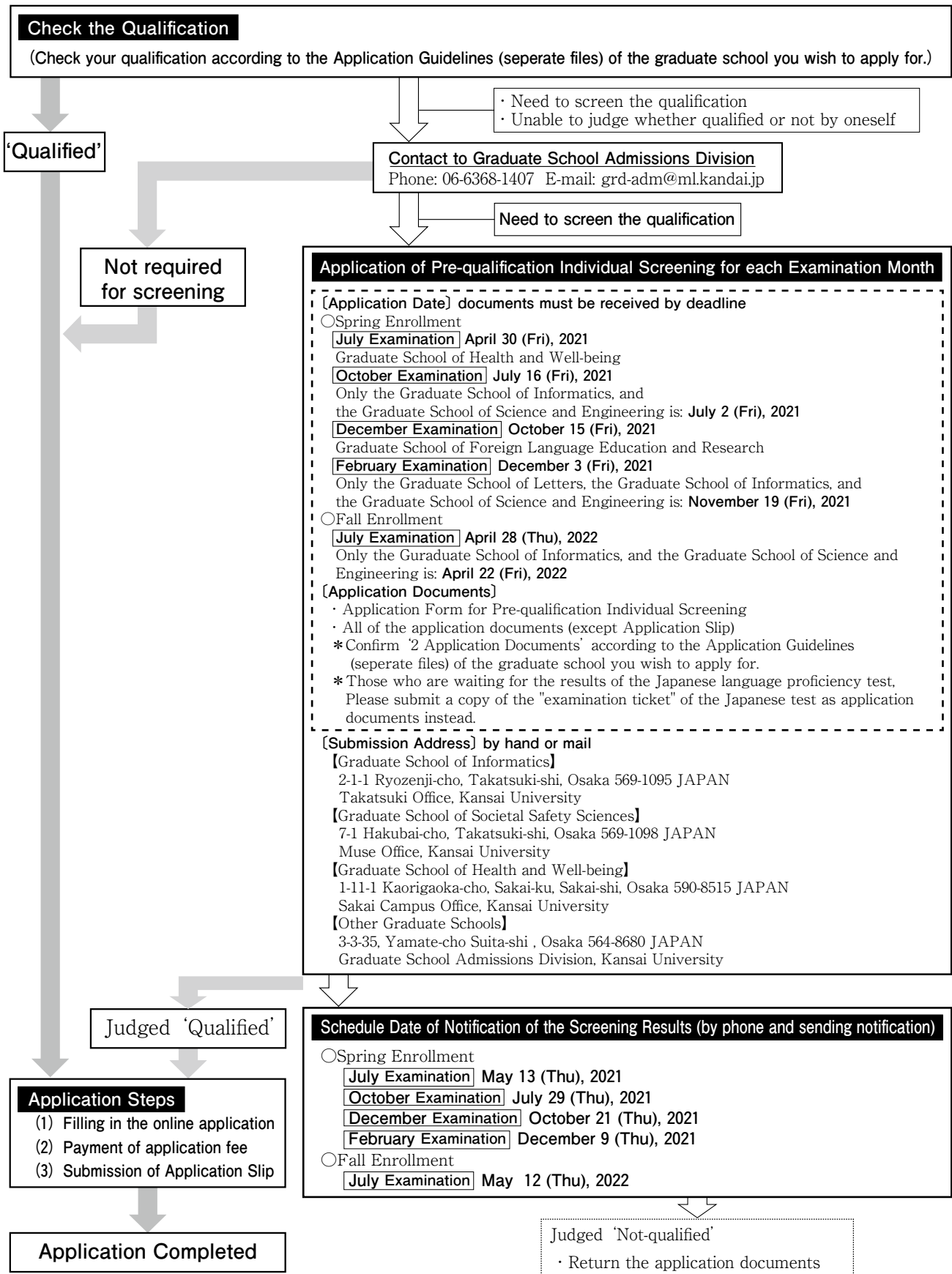
# Contents

## Privacy Policy

I	Check Qualification before Applying	1
II	Admission Policy	Check Application Guidelines (separate files)
III	Entrance Examination Schedule and Deadlines for 2022 Academic Year	2
IV	Application Process	4
	1 Access to the Online Application Site	
	2 Recognize Application Steps and Begin to Register the Application	
	3 See 'Terms of Agreement' about 'Terms of Service' and 'Handling of Personal Information'	
	4 Enter Application Information ①	
	5 Enter Application Information ②	
	6 Enter Personal Information	
	7 Recognize Application Contents	
	8 Enter Settlement Information	
	9 Complete Application Registration	
	10 Pay Application Fee	
	11 Submit the Application Documents	
	12 Download the Examination Admission Slip	
	13 Take the Entrance Examination	
	◆ Support to Acquire Short-term Stay Visa for Overseas Resident Examinees	13
V	Application Requirements	Check Application Guidelines (separate files)
	■ Master's Degree Program	Graduate School, Major, Course and Enrollment Capacity
		International Students Entrance Examination
		Academic Advisors for 2022 academic year
		<b>Extended Enrollment System</b> (Only for Some Graduate Schools)
	■ Ph.D. Degree Program	Graduate School, Major, Course and Enrollment Capacity
		International Students Entrance Examination
		Academic Advisors for 2022 academic year
VI	General Information	
	1 Entrance Examination Considerations	14
	2 Management of Export Subject to National Security Concerns	14
	3 Precautions Concerning the Entrance Examination	14
	4 Administering of the Entrance Examination	16
	5 Examination Results Announcement	16
	6 Enrollment Procedures	17
	7 Acquiring Eligibility Certificate to obtain a Student Visa	19
	8 School Fees and Other Fees for 2022	20
	9 Scholarship Information in the 2022 Academic Year	27
	10 Getting to Kansai University	31
	11 Examination Sites	32
	Cautionary Note	Check Application Guidelines (Japanese Version)
	· Application Document List (Checklist)	Check Application Guidelines (Japanese Version)
	· Statement of Reason for Applying	Check Application Guidelines (Japanese Version)
	· Pre-qualification Individual Screening Application Form	Check Application Guidelines (Japanese Version)

## Online Application Q&A

# I. Check Qualification before Applying



## Re-screening of Qualification for Entrance Examination

In the following cases, application is admitted without screening (only in the case of applying to the same graduate school without change of applicant's academic career).

- (1) In case the applicant who has already been admitted as qualified and applies for entrance examination of another date within the same academic year.
- (2) In case the applicant who is a qualified Foreign research student and applies continuously to another entrance examination as an international student.

### III. Entrance Examination Schedule and Deadlines for 2022 Academic Year

The application process consists of filling in online application, paying the application fee, and submitting the required application documents. Only filling in online application does not constitute applying for admission to the Graduate School. Review the Application Guidelines (separate files) carefully before applying.

【Spring Enrollment】

Examination Month	July Examination	October Examination	December Examination	February Examination
Graduate Schools	Health and Well-being	All graduate schools	Foreign Language Education and Research	All graduate schools
Online Application Period Application Fee Payment Period Application Documents Submission Period	May 20(Thu) to Jun 3(Thu), 2021	August 19(Thu) to September 2(Thu), 2021	October 22(Fri) to November 5(Fri), 2021	December 17(Fri), 2021 to January 7(Fri), 2022
Start Date for Examination Admission Slip Downloads	July 5(Mon), 2021	October 4(Mon), 2021	November 29(Mon), 2021	February 14(Mon), 2022
Dates of Entrance Examination	July 10(Sat), 2021 [Alternate Date] July 24(Sat), 2021	Informatics, Societal Safety Sciences, Health and Well-being: October 9(Sat), 2021 [Alternate Date] October 23(Sat), 2021 Other Graduate Schools: October 10(Sun), 2021 [Alternate Date] October 24(Sun), 2021	December 5(Sun), 2021 [Alternate Date] December 12(Sun), 2021	February 19(Sat), 2022 [Alternate Date] February 20(Sun), 2022
Date of Announcement of Results	July 16(Fri), 2021 [Alternate Date] July 30(Fri), 2021	October 15(Fri), 2021 [Alternate Date] October 29(Fri), 2021	December 10(Fri), 2021 [Alternate Date] December 17(Fri), 2021	February 26(Sat), 2022
Enrollment Step I-(1)	July 16(Fri) to July 30(Fri), 2021 [Alternate Date] July 30(Fri) to August 23(Mon), 2021	October 15(Fri) to October 29(Fri), 2021 [Alternate Date] October 29(Fri) to November 12(Fri), 2021	December 10(Fri) to December 24(Fri), 2021 [Alternate Date] December 17(Fri), 2021 to January 7(Fri), 2022	February 26(Sat) to March 15(Tue), 2022
Enrollment Step I-(2) and II	February 15(Tue) to March 15(Tue), 2022			

\*The Graduate School of Economics and the Graduate School of Sociology do not hold on International Students Entrance Examination for Ph.D. Degree Program at October Examination.

\*The Graduate School of Health and Well-being does not hold on International Students Entrance Examination for Ph.D. Degree Program.

**【Fall Enrollment】**

Examination Month	July Examination
Graduate Schools	Letters Informations Science and Engineering East Asian Cultures
Online Application Period Application Fee Payment Period	May 19(Thu) to June 2(Thu), 2022
Application Documents Submission Period	
Start Date for Examination Admission Slip Downloads	July 4(Mon), 2022
Dates of Entrance Examination	Informatics: July 9(Sat), 2022 [Alternate Date] July 23 (Sat), 2022 ----- Other Graduate Schools: July 10(Sun), 2022 [Alternate Date] July 24(Sun), 2022
Date of Announcement of Results	July 15(Fri), 2022 [Alternate Date] July 29(Fri), 2022
Enrollment Step I-(1)	July 15(Fri) to July 29(Fri), 2022 [Alternate Date] July 29(Fri) to August 22(Mon), 2022
Enrollment Step I-(2) and II	August 22(Mon) to September 7(Wed), 2022

**【Alternate Dates of Entrance Examination】**

In case of a storm warning or public transportation stoppages due to typhoon approaching, examination will be conducted at the above alternate date. In such incidents, be sure to see the Kansai University Graduate School Entrance Examination Information Website ([https://www.kansai-u.ac.jp/Gr\\_sch/](https://www.kansai-u.ac.jp/Gr_sch/)) at 7:00 on the designated day of the examination.

# IV. Application Process

## Application Process

Please apply according to the following next steps.

① Online Application

② Payment of Application Fee

③ Submission of Application Documents

- You need all of the above ①~③ steps to complete application.
- Online application should be finished by 23:00 of the deadline.
- Information entered on the online application will be used for the process of examination, announcement of results, enrollment and so on.

\*Layout and used terms may be altered.

### 1 Access to the Online Application Site

- Online Application Site:

<https://www.webshutsugan.com/kansai-u/>

Note 1 : Application through PC will be recommended.

Note 2 : As for the applicants of qualification screening, please apply after becoming 'Qualified'.

Note 3 : When the online application isn't usable, contact Graduate School Admissions Division by the beginning day of online application for each examination schedule.

In other questionable cases, refer to 'Online application Q&A' at the end of the brochure.

### 2 Recognize Application Steps and Begin to Register the Application

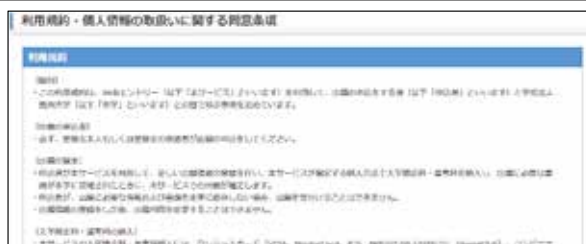
Recognize the applications steps and date of examination, and click 'Register the Application'.



大学院	入試種別	Webエントリー期間	受付状況
法学研究科	修士課程前期課程 学内進学試験 一般入学試験 外国人留学生入学試験 社会人入学試験 修士課程後期課程 一般入学試験 外国人留学生入学試験 外国人研究生選考(4月募集)	**月**日(※)~**月**日(※)	受付中
	人間健康研究科	修士課程前期課程 学内進学試験 一般入学試験 外国人留学生入学試験 社会人入学試験 修士課程後期課程 一般入学試験 社会人入学試験 外国人研究生選考(4月募集)	**月**日(※)~**月**日(※)

### 3 See 'Terms of Agreement' about 'Terms of Service' and 'Handling of Personal Information'

Read 'Terms of Service' and 'Handling of Personal Information' and select 'Agree' and click 'Next'.



## 4 Enter Application Information ①

Select application information (Major, Program, Type of entrance examination, and others), and see the application fee, and click 'NEXT'.

If you hope to apply both of the International Students Entrance Examination and Foreign Research Students Selection Examination, click 'Dual application of Master's degree and foreign research students' of the item of '▼Degree'.

Please note that the submission of application documents are different. In case of applying both the examinations, please note the application documents differs between the International Students Entrance Examination and Foreign Research Students Selection Examination.

## 5 Enter Application Information ②

Select 'applying specialization, field, specialized subject, adviser and others' and click 'Next'.

## 6 Enter Personal Information

According to the instruction of the screen, enter each item, and click 'NEXT'.

If your university is outside of Japan, please check the [Cautionary Note](#) which is published at the end of the Application Guidelines (Japanese Version) before entering. (separate file)

Web entry completion mail will be sent to your registered mail address.

Your name must be the same one at the residence certificate, passport, and resident card.

Enter your name and address using JIS level-1 or level-2 letter set. If not using the set, enter with alternative letter (Katakana and others).

The name of international students is basically registered with Katakana. You can also use kanji if you want. In this case using Kanji will be also JIS level-1 or level-2.

Your name of student ID and others will be registered with letters which you have entered.

For Example) 高 → 高、吉 → 吉、崎 → 崎、濱 → 濱、橋 → 橋、瀬 → 瀬、  
静 → 静、柳 → 柳、徳 → 徳、昇 → 昇、角 → 角、栗 → 栗  
III (Roman Letters) → I I I (Please input 3 alphabets I)

### 【For residents outside Japan】

Those who live outside Japan, while accessing to the Online Application Site, there is a column asking if you are going to apply for a "Certificate of Eligibility for Resident Status", which is necessary to obtain a College Student Visa to go abroad to Japan, please select "Yes" if you need the support to apply for the "Certificate of Eligibility for Resident Status".

For details, please refer to P.19, "7 Acquiring Eligibility Certificate to obtain a Student Visa".



## 7 Recognize Application Contents

If you can't find any wrong points about application contents (application information ①/② and personal information), click 'NEXT'.



## 8 Enter Settlement Information

Select payment way among 'Credit card', or 'Pay-easy at ATM of convenience store, or financial institution, or online banking', or 'Bank transfer card' and click 'Completion of application registration'.

● In detail, see '10 Pay Application Fee' of the brochure or 'Payment method of application and selection fees' on the online application site.

● When you pay the application fee at convenience stores or using **Pay-easy** of ATM of financial institutions, [various numbers] are acquired at '9 Complete Application Registration' will be needed (the number differs by payees).



Then click 'Settle' on the popping-up settlement processing screen.

\*E-mail will be sent when you complete the Online Application.

## 9 Complete Application Registration

Complete application registration.

Click 'Print Application Form' and print a set of application documents.

Click 'Download of Application Form and Address sheet' and print the necessary documents, including 'Application reason' (designated papers of the University).

In order to check the documents, you should never fail to see the following '2 application documents'

Then print the reference number and payment information or write down the necessary matters.

Reference Number acquired at the completion of Online Application will be needed at '12 Download of Examination Slip' to note it down.

If you find any mistakes between payment of application fee and completion of online application, re-start from the first step. If you register again, dispose the proceeding application form and various numbers (reference number, number of payment slip, and others). Even if you submit application documents or pay application fee by using those numbers, you can't complete application steps.

**When you find any mistakes of registration contents after paying the application fee or submitting application documents, contact Graduate School Admissions Division of Kasai University.**

## 10 Pay Application Fee

---

¥35,000 of the Application Fee must be paid during the designated periods.

If you don't pay it, all your registered application data lose its effect.

Please note applicants of Pre-qualification Individual Screening cannot pay it until their qualification for applying is admitted.

Once paid, Application Fee will never be refunded.

However, if you correspond to one of the following ①~④, it may be refunded. Please contact the Graduate School Admissions Division within 7 days from the date of the application deadline (In the case of ④, please refer to P.15).

①In case you paid more than the designated amount (including the case of double payment).

②In case you paid it but didn't submit the application documents.

③In case the University didn't admit your application because of inadequacy of the documents or qualification even if you paid it and submitted the document.

④In case you affected the infectious disease (such as influenza) and could not take the examination under Japanese School Health and Security Act. (You should submit the medical certificate.)

※When you receive the repayment at your account of the abroad financial institution, the accompanied commission is your own expense.

## ● Pay Application Fee

For detailed information, see “How to pay the application fee” displayed on the online application page.






Pay the application fee with any of ①~⑤ methods.

### ① Paying at a financial institution, or at one of the university's payment counters. In Cash

When paying the fee, use the application form you printed after completing the online application (for applicant), the bank transfer form (for the financial institution), and your receipt (for applicant).

\* The bank transfer form is only used when paying at a financial institution, or at one of the university's payment counters. (It cannot be used at convenience stores.)


### ② Paying method at a convenience store. In Cash

7-Eleven	LAWSON and MINI-STOP (Loppi)	FamilyMart (Fami-Port)	Seicomart (Club-Station)	Daily Yamazaki
 【Transfer Form Number (13 Digits)】	 【Customer Number (11 Digits) and Confirmation Number (5 Digits)】	 【Customer Number (11 Digits) and Confirmation Number (5 Digits)】	 【Online Payment Number (11 Digits)】	 【Online Payment Number (11 Digits)】
Tell the clerk "I would like to pay the application fee through online services"	Select "Assorted Service Menus".	Select "Payment of Charges".	Select "Internet Reception, Payment of Assorted Charges".	Tell the clerk, "I would like to pay the application fee through online system".
Offer the printed transfer form or the number of transfer form.	Select "Online Reception of Assorted Charges".	Select "Payment of Assorted Charges".	Enter "Online Payment Number".	Enter "Online Payment Number" on the display unit of the counter.
* You cannot use the copy machine with multi functions.	Select "Payment of Assorted Charges".	Enter "Customer Number" and "Confirmation Number".	Bring the receipt from the terminal unit to the counter and pay the required amount of money.	Review the information and pay the required amount of money.
	Select "Multi-payment Service".	Select "Agree and use".		
	Enter "Customer Number" and "Confirmation Number".	Bring the application slip from the terminal unit to the counter and pay the required amount of money.		
	Bring the application slip from the terminal unit to the counter and pay the required amount of money.			

### ③ Paying method at ATM of the financial institution (Pay-easy).

In Cash In Bank Card

You can pay the application fee through ATM coping with "Pay-easy" and Japan Post Bank.



Select "Payment of Charges (Pay-easy)" or "Pay-easy".

Enter the number of receipt institution of "58021".

Enter "Customer Number" and "Confirmation Number".

Select payment method (in cash or in bank card), and pay the required amount of money.

### ④ Paying method through online banking services.

Account Debit

You can use the online banking services of various financial institutions as well as online banking service specialties.

Select "Payment with Online Banking Services" on the Online Application Screen.

Select and login "Online Banking Services" among the list of financial institutions.

Review the information and pay the required amount of money.

### ⑤ Paying method with credit card.

You can use any credit card bearing the following logo marks to pay the fee.









\*The name on the card used to pay the fee does not need to match the name of the applicant. However, the applicant's information must be entered on the "Personal Information Entry" screen.

Select "Pay with credit card" on the online application screen.

Enter the card information.  
Your payment is complete.



- Please pay the application fee by the payment deadline specified when you complete your online application, regardless of the application fee payment deadline for each entrance examination schedule.
- Separate charges will be needed in addition to the application fee. See the Online Application Website for details.
- The convenience stores and the online bank services which you can pay the application fee may be changed. If changed, the latest version will be published on the website.
- The application fee cannot be paid with ATMs in convenience stores.
- If your credit card is declined, please contact your credit card firm directly.

【Cautionary Note】

### **In Case of Paying at a Financial Institution**

1. After referring to Online application and payment of the application fee, transfer the fee by 1:00 pm on the day of the deadline of the designated payment period from your local bank, or other financial institution that can wire transfers.
  - \* Do not use an automatic teller machine (ATM) in banks. You cannot use Japan Post Bank either.
2. When paying the fee, use the application form printed after completing the online application (applicant copy), the bank transfer form (for financial institutions), and your receipt (applicant copy).
3. Present the bank transfer form (which will be kept by the branch at which you make the transfer) and your receipt (applicant copy) to the bank clerk without separating them, and be sure to have the clerk send the outlined part of the bank transfer form.
4. After verifying that the receipt (applicant copy) bears a seal from the financial institution indicating that payment was received, store it carefully with your records. (There is no need to include the receipt when you submit the application documents.)

### **In Case of Paying at One of the University's Payment Counters**

1. When selecting your payment method in the online application, choose "Bank transfer", and transfer the fee during the designated deadline.
2. When paying the fee, use the application form printed on completing the online application (applicant copy), the bank transfer form (for financial institutions), and your receipt (applicant copy).
3. After verifying that the receipt (applicant copy) bears a seal indicating that payment was received, store it carefully with your records. (There is no need to include the receipt when you submit the application documents.)
4. Payment hours are as follows:
  - \* Excluding Saturdays, Sundays, public holidays, and other designated days by the university.

**Cashier Section Branch Office** (1st floor, Shin-Kansaidai-gaku-Kaikan South Bldg., Senriyama Campus)

9:00 am to 3:00 pm and 4:00 pm to 5:00 pm

**Takatsuki Office**

9:00 am to 4:00 pm

**Muse Office**

9:00 am to 4:00 pm

**Sakai Campus Office**

9:00 am to 4:00 pm

### **In Case of Paying at Convenience Stores, Using [Pay-easy] of ATM of Financial Institutions**

1. Please pay the application fee by the payment deadline specified on the last screen of the online application, or the deadline you received by email after you completed the online application. This is irrespective of the application fee payment deadline for the entrance examination schedule you have chosen.
2. When paying the application fee, you will not use the application form printed on completing the online application (applicant copy), the bank transfer form (for financial institutions), or your receipt (applicant copy). If paying at a convenience store, keep the application fee receipt and other documents that you receive after paying the fee (There is no need to include the receipt when you submit the application documents).

## For Applicants from Outside of Japan

When you fill in the online application, you can select 'paying with a credit card' and pay the application fee as far as possible. The name on the card used to pay the application fee does not need to match the name of the applicant.

If you don't have a card, send an application fee through a bank transfer through. Follow the procedures below. Make sure to pay ¥2,500 as Bank Charges in Japan in addition to the application fee.

Type of Transfer	Telegraphic Transfer
Method of Transfer	Advise and Credit
Charges of Transfer	Local charges borne by remitter and overseas charges by beneficiary. (Note) Please be sure to choose 'SHA' on the application form.
Currency	JPY
Amount of Transfer	¥37,500 (Application Fee ¥35,000+¥2,500 for Japanese bank handling fee) ※1 The applicants must bear all the charges incurred by the bank in the applicant's country. ※2 Please note that the balance will not be refunded even if the bank charges in Japan do not exceed ¥2,500.
<b>Bank Account</b>	
Name of Bank	SUMITOMO MITSUI BANKING CORPORATION
Name of Branch	Tenroku Branch
Address of Bank	6-4-20, Tenjimbashi Kita-ku Osaka-shi, OSAKA 530-0041 JAPAN
Swift Address	SMBCJPJT
Account Type	Ordinary Account
Account Number	6811906
Account Holder	Kansai University
Holder's Address	3-3-35, Yamate-cho Suita-shi, OSAKA 564-8680 Japan

### 【Caution on Transferring】

- Please complete the payment as soon as possible since it takes days to deposit into the bank account.
- The name of the remitter should be same as the name of the applicant.
- In case of an overseas transfer, you should send an E-mail to the Graduate School Admissions Division (grd-adm@ml.kandai.jp) with an attachment of the transfer certificate and enclose a copy of the Transfer Certificate with the seal or the stamp of the bank or the international transfer application form.

## 11 Submit the Application Documents

Place the application documents in to a 240×332 mm envelope, attach with ‘Address sheet for envelop’ (designated by the University), and submit it to the appropriate address (see below) during the designated range of dates. If the application documents do not fit in to a 240×332 mm envelope, please use “YU-Pack” or courier service that can track your application documents.

When using “YU-Pack” or courier service, please enclose the ‘Address sheet for envelop’ (designated by the University) together with the application documents.

\*Click and print ‘Download of Application form and Address sheet’ on the screen of ‘9 Complete Application Registration’.

### 〔Delivery by Hand〕

Submit your application documents to the following Division/Office between 10:00 am and 4:00 pm during the Application Documents Submission Period:

【Graduate Schools of Law, Letters, Economics, Business and Commerce, Sociology, Science and Engineering, Foreign Language Education and Research, Psychology, East Asian Cultures, and Governance】

Graduate School Admissions Division (1st floor, SHINKANSAIDAIGAKU-KAIKAN North Bldg.)

【Graduate School of Informatics】 Takatsuki Office

【Graduate School of Societal Safety Sciences】 Muse Office

【Graduate School of Health and Well-being】 Sakai Campus Office

\*Before submitting by hand, put the documents into the envelope of 240×332mm attached with ‘Address sheet for envelop’.

### 〔Submission by Mail〕

Mail your application documents by simple registered express mail during the designated range of dates. (All documents must be received by the deadline.)

\*If the application documents do not fit in the envelope of 240×332mm, please use “Yu-Pack” or other Express Service, which is available to track the delivery situation.

## For Applicants from Outside of Japan

Send your application documents through International Express Service (DHL) (The documents must arrive no later than the deadline). And inform us your tracking number to Graduate School Admissions Division via E-mail.

Fill the required matters in ‘Address sheet for the return envelope’ and send it together with the application documents.

Address: **【Graduate Schools of Law, Letters, Economics, Business and Commerce, Sociology, Science and Engineering, Foreign Language Education and Research, Psychology, East Asian Cultures, and Governance】**

3-3-35, Yamate-cho Suita-shi , OSAKA 564-8680 JAPAN

Kansai University Graduate School Admissions Division

Tel: +81-6-6368-1407

E-mail: grd-adm@ml.kandai.jp

### **【Graduate School of Informatics】**

2-1-1 Ryozenji-cho, Takatsuki-shi, Osaka Prefecture 569-1095

Takatsuki Office, Kansai University (Graduate School Desk)

Tel: +81-72-690-3213

E-mail: k-soujyo@ml.kandai.jp

### **【Graduate School of Societal Safety Sciences】**

7-1 Hakubai-cho, Takatsuki-shi, Osaka Prefecture 569-1098

Muse Office, Kansai University

Tel: +81-72-684-4000

E-mail: safety\_science@ml.kandai.jp

### **【Graduate School of Health and Well-being】**

1-11-1 Kaorigaoka-cho, Sakai-ku, Sakai-shi, Osaka Prefecture 590-8515

Sakai Campus Office, Kansai University

Tel: +81-72-229-5022

E-mail: sakai1@ml.kandai.jp

## 12 Download the Examination Admission Slip

---

Download your examination admission slip between 10:00 am of the start date for application downloads and the date of the examination, and print it on A4(210×297mm)-size paper. Bring your printed application form with you on the day of the examination.

### **[URL for Examination Admission Slip Download]**

<https://www.kansai-univ-jp.com/jyukenhyo/>

Note 1: Application through PC will be recommended.

Note 2: To download the examination admission slip you will need the reference number assigned when you completed the online application, as well as your birth date. Your reference number is written in the email that was sent to the email address registered when you completed the online application. Check that E-mail for your reference number.

## 13 Take the Entrance Examination

---

### (1) On the day of the examination

You should arrive at the examination site no later than 20 minutes before the start of the examination. Applicants arriving 30 minutes or later after the start of the first examination will not be allowed to take the examination.

If you may be late due to the delays in public transportation (excluding buses and taxis), please contact the Entrance Examination Headquarters for instructions.

### (2) Examination sites

#### **[Graduate Schools of Law, Letters, Economics, Business and Commerce, Sociology, Science and Engineering, Foreign Language Education and Research, Psychology, East Asian Cultures, and Governance]**

No. 1 Academic Building or Shobunkan (tentative), Senriyama Campus, Kansai University  
Entrance Examination Office: 06-6368-1407

#### **[Graduate School of Informatics]**

Building B (library and classrooms), Takatsuki Campus, Kansai University  
Entrance Examination Office: 072-690-3213

#### **[Graduate School of Societal Safety Sciences]**

Takatsuki Muse Campus, Kansai University  
Entrance Examination Office: 072-684-4000

#### **[Graduate School of Health and Well-being]**

Sakai Campus, Kansai University  
Entrance Examination Office: 072-229-5022

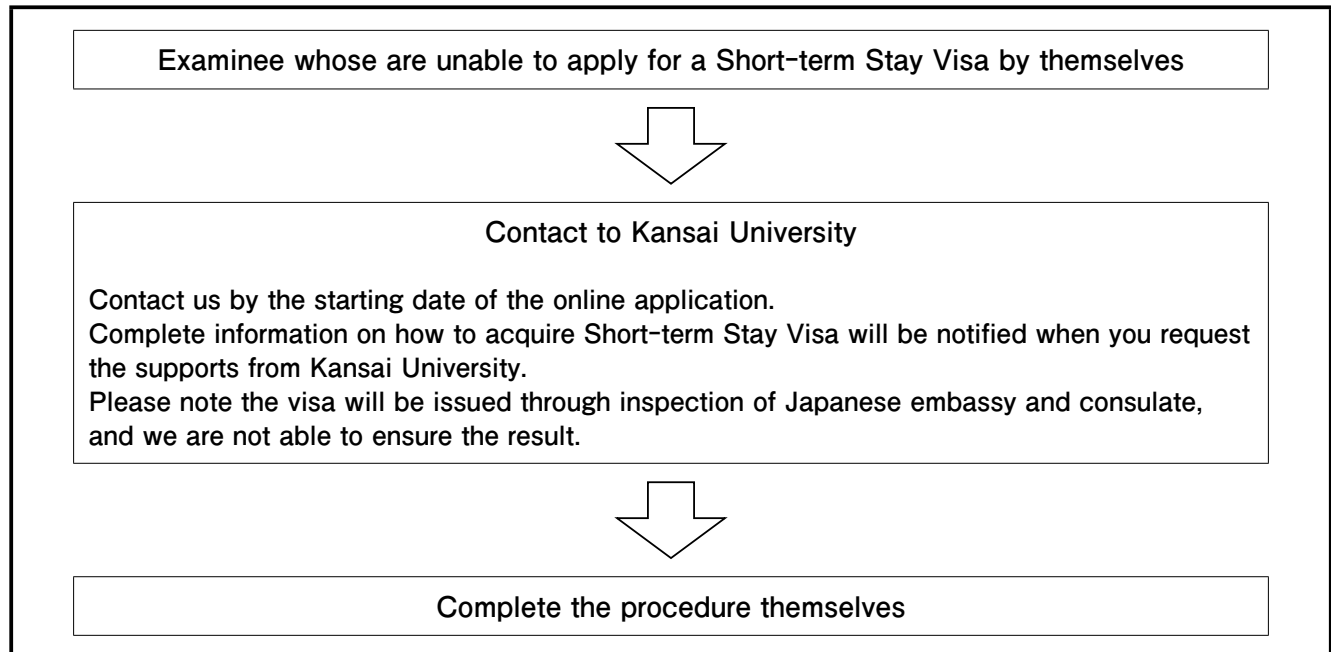
## ◆Support to Acquire Short-term Stay Visa for Overseas Resident Examinees

In order to go to Japan to take the examination, please apply for a visa by yourself firstly.

For examinees who are unable to apply for a Short-term Stay Visa by themselves, Kansai University will support them to apply for a "Short-term Stay Visa (Business Visa)" if the examinees required.

If you are an examinee residing outside Japan, please check the diagram below before proceeding.

Please refer to P.19 for the application of the "Certificate of Eligibility" issued to "School Enrollees" and check "7 Acquiring Eligibility Certificate to obtain a Student Visa".



Note: Issue of 'Certificate of Permission for Entrance Examination' and other documents required for acquiring a visa will take a long time, please contact the Graduate School Admissions Division before starting date of the online application as early as possible.

<Contact Information>  
Kansai University, Center for Admissions  
Graduate School Admissions Division  
TEL:+81-6-6368-1407  
E-mail: [grd-adm@ml.kandai.jp](mailto:grd-adm@ml.kandai.jp)



# VI. General Information

## 1. Entrance Examination Considerations

The Graduate School will make special arrangements in the administration of entrance examinations and in the learning environment after enrollment for individuals with special needs such as physical disabilities, injuries, illnesses, or other circumstances. Please contact the Graduate School Admissions Division by the starting date for online application at each month.

Without offering or counselling about your conditions by the designated date, such arrangements cannot be provided. When you happen to meet with an accident, be injured or be taken ill after application offer your conditions as soon as possible.

## 2. Management of Export subject to National Security Concerns

On accepting the international students, the University complies management of export subject to security concerns under the Foreign Exchange and Foreign Trade Act.

If you expecting study or research theme violates the management, you might not select it.

## 3. Precautions Concerning the Entrance Examination

- (1) Be at the designated examination site no later than 20 minutes before the first examination start time.
- (2) Be sure to bring your examination admission slip with you. If you fail to do so, you will not be allowed to take the examination.
- (3) You will not be allowed to take the examination if you arrive 30 minutes or later after the first examination start time.

If you may be late due to the delays in public transportation (excluding buses and taxis), please contact the Entrance Examination Headquarters for instructions.

- (4) You will not be allowed to leave your seat once the examination begins.
- (5) You may not place any items other than the following on your desk:
  - Examination Admission Slip  
(Place your examination admission slip in front of the examination number sticker on the desk.)
  - Writing implements, eraser, pencil sharpener  
(Use of electrical sharpeners, large sharpeners, or knives is not permitted.)
  - Watch  
(Watches may be used just for timing purposes only. Use of watches of which the second hand makes a sound, or large watches is not permitted.)
  - Tissues  
(Remove tissues from their bag or box.)
- ※ If you wish to use eye drops, a desk pad, a cushion, a lap blanket, or a handkerchief, you must obtain permission from the test proctor in advance.
- (6) Use of the following items is not permitted: rulers, protractors, compasses, calculating devices (calculators, etc.), watch and wearable device of watch or glass type with calculation and dictionary functions, stop watches, kitchen timers, and mobile phones or smartphones. You may not loan writing implements to, or borrow them from, other students taking the examination. If your watch has an alarm function, that function must be disabled.
- (7) Be sure to power off your mobile phone, smartphone, portable music player, and any other electronic devices and stow them in your bag. Use of a mobile phone or other electronic device as a watch is not permitted.
- (8) Use of earplugs is not permitted as they may prevent you from hearing instructions from the test proctor.
- (9) You must follow all instructions relayed by the test proctor at the examination site.
- (10) **Unacceptable behavior**

**The following actions constitute unacceptable behavior. If you engage in any such behavior, you**

**will be instructed to stop taking the examination immediately. Your scores for all sections of the examination will be invalidated, and you will be ineligible to take any other entrance examination offered during the current academic year.**

- ① Attempting to gain advantage on the examination by illegitimate means.
- ② Attempting to give advantage on the examination to another student.
- ③ Placing an item that is not permitted on your desk during the examination.
- ④ Turning on a communications device such as a mobile phone during the examination.
- ⑤ Engaging in behavior that disrupts other students taking the examination at the examination site.
- ⑥ Failing to comply with instructions given by the test proctor at the examination site.
- ⑦ Impersonating an applicant and taking the examination on that person's behalf, or having someone else do so on your behalf.
- ⑧ Engaging in other behavior that has the effect of compromising the fairness of the examination.

(11) Cautions about Infectious Diseases suspended Attendance under Japanese School Health and Security Act

If you affect or don't recover the infectious diseases (such as influenza) suspended attendance under Japanese School Health and Security Act, you can't take the entrance examination, because you may infect them to other examinees or supervisors.

In such case your entrance examination fee will be refunded. The following procedures are required.

[Repayment Application Method of Application Fee]

- ① Call at your examination campus up to the following date.

Date and Hour: i) Up to the previous day of examination: 9:00 ~ 17:00

ii) At the day of examination:

8:00 ~ to the assembling hour of the first examination

Contact Information: (Graduate Schools of Law, Letters, Economics, Business and Commerce, Sociology, Science and Engineering, Foreign Language Education and Research, Psychology, East Asian Cultures, Governance) 06-6368-1407  
(Graduate School of Informatics) 072-690-3213  
(Graduate School of Societal Safety Science) 072-684-4000  
(Graduate School of Health and Well-being) 072-229-5022

\*If you doesn't contact until the above date and absent the examination, you will be regarded as the usual absent examinee and the fee will not be refunded.

- ② You must submit the following documents within about 2 weeks.

· Application Form for Repayment of Application Fee or Selection Fee (This Application Form will be sent from the University after your telephone).

· Medical Certificate (The following contents are necessary.)

◆Name of Disease: the name of infectious disease suspended attendance under School Health and Security Act.

◆Periods of Treatment: the Entrance Examination Day should be included.

(12) Kansai University does not allow any students or faculty and staff members to commute by automobile or motorcycle, and there are no parking facilities available. Use public transportation when you come to take the examination.

※ We will not take any responsibility for surveys about examination results and such conducted in the vicinity of examination sites.

Similarly, exercise care concerning people in the vicinity of the examination site attempting to solicit your personal information with promises to contact you with examination results, to take fees for contacting you with your examination results, to get you to transfer money as payment for enrollment fees (enrollment and registration fees), or otherwise engaging in fraudulent behavior.

The designated bank transfer from that is mailed with the notification of results is required in order to transfer funds to pay enrollment fees (enrollment and registration fees), tuition, and other fees. Kansai University will never contact you by phone or email to ask you to transfer funds.

## 4. Administering of the Entrance Examination

Kansai University strives to take provide a fair test-taking environment. However, please note that we are compelled to take following measures:

- (1) In case of emergencies such as natural disasters (a heavy snowstorm, major earthquake, tsunami, typhoon, or flooding and such), fire, power outage, or infectious disease outbreak (measles, influenza, etc.), we may postpone the examination start time, or delay the date of announcement for examination results. If the examination start time is postponed, the examination end time may also change, or the break may be adjusted in accordance with our bylaws to ensure students have sufficient time to complete the examination. Please check the Graduate School Entrance Examination Information website. Kansai University will not be responsible for any expenses incurred by students taking the examination, or for any other personal losses or damage in the event of an emergencies.
- (2) The university cannot take any special measures to address sounds or noises that occurred in the course of everyday life.

### 《Examples》

- Wind noise, rain noise, thunder
  - Noise from aircraft, automobiles, motorcycles, and trains
  - Sirens from passing emergency vehicles
  - Noise from construction work
  - Announcements made by personnel collecting garbage, street vendors, and event organizers
  - Calls of wild animals
  - Normal sounds from the operation of the examination site's facilities and equipment, for example air-conditioning and lighting
  - Sounds from other students taking the examination (coughing, sneezing, sighing, sniffing, sounds from writing implements, etc.)
- (3) In the event that a mobile phone, smartphone, watch, or other device starts making sounds or vibrating during the examination, the offending bag or source of the noise will be removed without the consent of its owner (assuming that it can be identified) and stored in the Entrance Examination Office.
  - (4) The university does not take into account differences in examination room furnishings (desks, chairs, air-conditioning, lighting, audio equipment, etc.).
  - (5) The university will not respond to requests or complaints concerning noise resulting from instructions or explanations given by the test proctor, or from his or her movements around the room in the course of administering the examination.
  - (6) In the event that you engage in behavior that disrupts other students taking the examination, the test proctor may deem that behavior unacceptable, or may instruct you to take the examination in a separate room.

In addition the following information will be provided on the Kansai University Graduate School Entrance Examination Information Website ([https://www.kansai-u.ac.jp/Gr\\_sch/](https://www.kansai-u.ac.jp/Gr_sch/)):

- Urgent information concerning administering the entrance examination
- Changes to the application guidelines
- Changes to the list of advisors (list of full-time faculty members) or other related information
- Information about the Graduate School Briefing Session and other events
- Other general information about entrance examinations

## 5. Examination Results Announcement

Your results of success or failure will be sent by express mail on the date of the announcement of results. This is the only official notification you will receive. You may receive your notification two or more days after this date.

Note 1: The University is not liable for any incidents that occur while your notification is in transit (loss or leakage of personal information and such).

Note 2: The University will not display the entrance examination results on any campus.

Note 3: The University cannot accept inquiries by phone and E-mail concerning the results.

Note 4: If you fail to take any of the written or oral examination you will not be notified of your results.

Note 5: The number of applicants who have passed the entrance examination can be seen at Kansai University Graduate School Entrance Examination Information Website for a limited period.

## 6. Enrollment Procedures

Applicants who passed the entrance examination will receive a number of documents in the mail, including a notification of the passing result, and a payment slip for enrollment. Follow the enclosed instructions. You will not be able to enroll if you fail to complete the process by the designated deadline.

### (1) Enrollment Step I-(1) (Payment of Admission Fee (Enrollment and Registration Fees))

The fees should be paid through the designated bank transfer form by 1:00 pm on the day of the deadline.

Once paid, the enrollment and registration fees should not be refundable.

Note: Graduates of Kansai University and a Kansai University graduate school can skip this step as they are not required to pay Admission Fee (enrollment and registration fees).

### (2) Enrollment Step I-(2) (Payment of Tuition and other Fees) Enrollment Step II (Online Registration and Submission of Documents)

#### ○Spring Enrollment

Enrollment documents will be sent out in mid February 2022 (for February applicants, together with notification of the results). Pay tuition and other fees and submit the required documentation in accordance with the instructions on the Enrollment Process Information (II) that you receive.

These charges and fees should be paid through the designated bank transfer form by 1:00 pm on the day of the deadline.

Please contact the Graduate School Admissions Division in the following cases:

- If your enrollment documents fail to arrive by February 11(Fri), 2022(Except February Examination)
- If your address changes after you passed the entrance examination

#### ○Fall Enrollment

Enrollment documents will be sent out in mid August 2022. Pay tuition and other fees and submit the required documentation in accordance with the instructions on the Enrollment Process Information (II) that you receive.

These charges and fees should be paid through the designated bank transfer form by 1:00 pm on the day of the deadline.

Please contact the Graduate School Admissions Division in the following cases:

- If your enrollment documents fail to arrive by August 23(Tue), 2022
- If your address changes after you passed the entrance examination

If your address changed after you passed the entrance examination, Kansai University cannot be liable for not reaching or delay of the required documents without any contact. If the enrollment steps according to the documents concerning enrollment steps are not completed by the due date, you are not allowed to enroll. Applicants for February Examination should complete both the Enrollment Step I and II at the same period.

Kansai University is not liable for documents that could not be delivered or that were delayed. If the enrollment steps are not completed by the due date accordingly, you cannot enroll.

### **(3) Method of Payment**

Use the designated bank transfer form and wire funds from your local bank, or other financial institutions. Do NOT transfer funds from an automated teller machine (ATM). Additionally, funds cannot be transferred from Japan Post Bank or convenience stores.

#### **\* Refunds of tuition and other fees upon withdrawal**

Enrollees who request to withdrawal by **Spring Enrollment: March 31 (Thu), 2022, Fall Enrollment: September 20 (Tue), 2022**, for a legitimate reason, can request to refund their paid tuition.

(For specific steps, see the Enrollment Process Guide (II).)

## 7. Acquiring Eligibility Certificate to obtain a Student Visa

The Graduate School provides the representative application of Eligibility Certificate for the expected international students who require the student visa.

Note: Japan Immigration Office will inspect the issue of the Certificate. The Graduate School doesn't guarantee whether it can be issued.

The inspection will be taken usually for 6 weeks after confirming that the necessary documents, payment of the School Fees (Admission Fee and Tuition) and other fees are submitted.

If you need the representative application, the following procedures are necessary.

- (1) While accessing to the Online Application Site (Application Procedures), please select 'Yes' at the column asking if you are going to apply for a 'Certificate of Eligibility for Resident Status'.
- (2) After passing the entrance examination, pay the School Fees (Admission Fee and Tuition) and Other Fees within the designated period which will be announced hereafter in both cases of Enrollment Step I and II, which is different from the period of 'III Entrance Examination Schedule and Deadlines for 2022 Academic Year' at pp.2-3.  
After completing the payment, please send the Money Transfer Certificate to the Division of International Affairs.
- (3) After passing the entrance examination, prepare the required application documents for 'Certificate of Eligibility for Resident Status' to the Division of International Affairs.
- (4) Division of International Affairs will send you the 'Certificate of Eligibility for Resident Status' issued by the Immigration Office. After receiving it, please apply the Student Visa to Japanese diplomatic office (embassy or consulate-general) at your home land by yourself.

About above-mentioned (2) and (3), the following matters will be notified according to the application days.

### • **Spring (April) 2022 Enrollment**

#### **[Examinees of July Examination, October Examination, December Examination]**

The information of application for Certificate of Eligibility will be sent by E-mail within one week after the date of Announcement of Results.

If it doesn't reach you by the time, please contact us by using the following contact information.

#### **[Examinees of February Examination]**

The information of application for Certificate of Eligibility will be sent by E-mail within 2 weeks after the deadline of Application Period.

If it doesn't reach you by the time, please contact us by using the following contact information.

### • **Fall (September) 2022 Enrollment**

#### **[Examinees of July Examination]**

The information of application for Certificate of Eligibility will be sent by E-mail within 2 weeks after the deadline of Application Period.

If it doesn't reach you by the time, please contact us by using the following contact information.

<Contact Information>

Division of International Affairs of Kansai University

Tel: +81-6-6368-0178

E-mail: [kuis@ml.kandai.jp](mailto:kuis@ml.kandai.jp)

## 8. School Fees and Other Fees for 2022

[Spring Enrollment]

**Graduate Schools of Law, Letters, Economics, Business and Commerce, Sociology, East Asian Cultures, Governance**

Master's Degree Program (Two-year Course)

(in Yen)

Fee \ Category		2022 Academic Year		2023 and subsequent academic years (Annual Payment)
		Spring Semester	Fall Semester	
School Fees	Admission Fee	130,000	—	—
	Tuition	364,500	364,500	729,000
Other Fees	Alumni & Alumnae Fee	10,000	—	20,000
Total		504,500	364,500	749,000

**Graduate School of Informatics**

Master's Degree Program (Two-year Course)

(in Yen)

Fee \ Category		2022 academic year		2023 and subsequent academic years (Annual Payment)
		Spring Semester	Fall Semester	
School fees	Admission Fee	130,000	—	—
	Tuition	489,500	489,500	979,000
Other Fees	Alumni & Alumnae Fee	10,000	—	20,000
Total		629,500	489,500	999,000

**Graduate School of Science and Engineering**

Master's Degree Program (Two-year Course)

(in Yen)

Fee \ Category		2022 Academic Year		2023 and subsequent academic years (Annual Payment)
		Spring Semester	Fall Semester	
School Fees	Admission Fee	130,000	—	—
	Tuition	569,500	569,500	1,139,000
Other Fees	Alumni & Alumnae Fee	10,000	—	20,000
Total		709,500	569,500	1,159,000

**Graduate School of Foreign Language Education and Research**

Master's Degree Program (Two-year Course)

(in Yen)

Fee \ Category		2022 Academic Year		2023 and subsequent academic years (Annual Payment)
		Spring Semester	Fall Semester	
School Fees	Admission Fee	130,000	—	—
	Tuition	404,500	404,500	809,000
Other Fees	Alumni & Alumnae Fee	10,000	—	20,000
Total		544,500	404,500	829,000

**Graduate School of Psychology (Psychology Major)**

Master's Degree Program (Two-year Course)

(in Yen)

Fee		Category	2022 Academic Year		2023 and subsequent academic years (Annual Payment)
			Spring Semester	Fall Semester	
School Fees	Admission Fee		130,000	—	—
	Tuition		374,500	374,500	749,000
Other Fees	Alumni & Alumnae Fee		10,000	—	20,000
		Total	514,500	374,500	769,000

**Graduate School of Societal Safety Sciences**

Master's Degree Program (Two-year Course)

(in Yen)

Fee		Category	2022 Academic Year		2023 and subsequent academic years (Annual Payment)
			Spring Semester	Fall Semester	
School Fees	Admission Fee		130,000	—	—
	Tuition		489,500	489,500	979,000
Other Fees	Alumni & Alumnae Fee		10,000	—	20,000
		Total	629,500	489,500	999,000

**Graduate School of Health and Well-being**

Master's Degree Program (Two-year Course)

(in Yen)

Fee		Category	2022 Academic Year		2023 and subsequent academic years (Annual Payment)
			Spring Semester	Fall Semester	
School Fees	Admission Fee		130,000	—	—
	Tuition		384,500	384,500	769,000
Other Fees	Alumni & Alumnae Fee		10,000	—	20,000
		Total	524,500	384,500	789,000

**Graduate Schools of Law, Letters, East Asian Cultures, Governance**

Master's Degree Program (Three-year Course)

(in Yen)

Fee		Category	2022 Academic Year		2023 Academic Year (Annual Payment)	2024 and subsequent academic years (Annual Payment)
			Spring Semester	Fall Semester		
School Fees	Admission Fee		130,000	—	—	—
	Tuition		268,000	268,000	536,000	535,000
Other Fees	Alumni & Alumnae Fee		10,000	—	20,000	—
		Total	408,000	268,000	556,000	535,000



**Graduate School of Informatics**

Master's Degree Program (Three-year course)

(in Yen)

Fee		Category	2022 Academic Year		2023 Academic Year (Annual Payment)	2024 and subsequent academic years (Annual Payment)
			Spring Semester	Fall Semester		
School Fees	Admission Fee		130,000	—	—	—
	Tuition		371,500	371,500	742,000	742,000
Other Fees	Alumni & Alumnae Fee		10,000	—	20,000	—
Total			511,500	371,500	762,000	742,000

**Graduate School of Foreign Language Education and Research**

Master's Degree Program (Three-year course)

(in Yen)

Fee		Category	2022 Academic Year		2023 Academic Year (Annual Payment)	2024 and subsequent academic years (Annual Payment)
			Spring Semester	Fall Semester		
School Fees	Admission Fee		130,000	—	—	—
	Tuition		296,500	296,500	592,000	592,000
Other Fees	Alumni & Alumnae Fee		10,000	—	20,000	—
Total			436,500	296,500	612,000	592,000

**Graduate School of Psychology (Psychology Major)**

Master's Degree Program (Three-year Course)

(in Yen)

Fee		Category	2022 Academic Year		2023 Academic Year (Annual Payment)	2024 and subsequent academic years (Annual Payment)
			Spring Semester	Fall Semester		
School Fees	Admission Fee		130,000	—	—	—
	Tuition		278,000	278,000	556,000	555,000
Other Fees	Alumni & Alumnae Fee		10,000	—	20,000	—
Total			418,000	278,000	576,000	555,000

**Graduate School of Health and Well-being**

Master's Degree Program (Three-year Course)

(in Yen)

Fee		Category	2022 Academic Year		2023 Academic Year (Annual Payment)	2024 and subsequent academic years (Annual Payment)
			Spring Semester	Fall Semester		
School Fees	Admission Fee		130,000	—	—	—
	Tuition		284,500	284,500	569,000	569,000
Other Fees	Alumni & Alumnae Fee		10,000	—	20,000	—
Total			424,500	284,500	589,000	569,000

**Graduate Schools of Law, Letters, Economics, Business and Commerce, Sociology, Foreign Language Education and Research, East Asian Cultures, Governance**

Ph.D. Degree Program

(in Yen)

Fee		Category	2022 Academic Year		2023 Academic Year (Annual Payment)	2024 and subsequent academic years (Annual Payment)
			Spring Semester	Fall Semester		
School Fees	Admission Fee		130,000	—	—	—
	Tuition		364,500	364,500	729,000	729,000
Other Fees	Alumni & Alumnae Fee		10,000	—	20,000	—
Total			504,500	364,500	749,000	729,000

**Graduate Schools of Informatics, Science and Engineering, Societal Safety Sciences**

Ph.D. Degree Program

(in Yen)

Fee		Category	2022 Academic Year		2023 Academic Year (Annual Payment)	2024 and subsequent academic years (Annual Payment)
			Spring Semester	Fall Semester		
School Fees	Admission Fee		130,000	—	—	—
	Tuition		409,500	409,500	819,000	819,000
Other Fees	Alumni & Alumnae Fee		10,000	—	20,000	—
Total			549,500	409,500	839,000	819,000

**Graduate School of Psychology**

Ph.D. Degree Program

(in Yen)

Fee		Category	2022 Academic Year		2023 Academic Year (Annual Payment)	2024 and subsequent academic years (Annual Payment)
			Spring Semester	Fall Semester		
School Fees	Admission Fee		130,000	—	—	—
	Tuition		374,500	374,500	749,000	749,000
Other Fees	Alumni & Alumnae Fee		10,000	—	20,000	—
Total			514,500	374,500	769,000	749,000

**[Fall Enrollment]****Graduate School of Letters, East Asian Cultures**

Master's Degree Program (Two-year Course)

(in Yen)

Category		2022 Academic Year	2023 Academic Year		2024 and subsequent academic years (Annual Payment)
			First Semester Enrolled	Spring Semester	Fall Semester
School Fees	Admission Fee	130,000	—	—	—
	Tuition	364,500	364,500	364,500	364,500
Other Fees	Alumni & Alumnae Fee	—	10,000	—	20,000
Total		494,500	374,500	364,500	384,500

**Graduate Schools of Informatics**

Master's Degree Program (Two-year Course)

(in Yen)

Category		2022 Academic Year	2023 Academic Year		2024 and subsequent academic years (Annual Payment)
			First Semester Enrolled	Spring Semester	Fall Semester
School Fees	Admission Fee	130,000	—	—	—
	Tuition	489,500	489,500	489,500	489,500
Other Fees	Alumni & Alumnae Fee	—	10,000	—	20,000
Total		619,500	499,500	489,500	509,500

**Graduate School of Science and Engineering**

Master's Degree Program (Two-year Course)

(in Yen)

Category		2022 Academic Year	2023 Academic Year		2024 and subsequent academic years (Annual Payment)
			First Semester Enrolled	Spring Semester	Fall Semester
School Fees	Admission Fee	130,000	—	—	—
	Tuition	569,500	569,500	569,500	569,500
Other Fees	Alumni & Alumnae Fee	—	10,000	—	20,000
Total		699,500	579,500	569,500	589,500

**Graduate School of Letters, East Asian Cultures**

Master's Degree Program (Three-year Course)

(in Yen)

Category		2022 Academic Year	2023 Academic Year		2024 Academic Year		2025 and subsequent academic years (Annual Payment)
			Spring Semester	Fall Semester	Spring Semester	Fall Semester	
Fee		First Semester Enrolled					Per Semester
School Fees	Admission Fee	130,000	—	—	—	—	—
	Tuition	268,000	268,000	268,000	268,000	267,500	267,500
Other Fees	Alumni & Alumnae Fee	—	10,000	—	20,000	—	—
Total		398,000	278,000	268,000	288,000	267,500	267,500

**Graduate Schools of Informatics**

Master's Degree Program (Three-year Course)

(in Yen)

Category		2022 Academic Year	2023 Academic Year		2024 Academic Year		2025 and subsequent academic years (Annual Payment)
			Spring Semester	Fall Semester	Spring Semester	Fall Semester	
Fee		First Semester Enrolled					Per Semester
School Fees	Admission Fee	130,000	—	—	—	—	—
	Tuition	371,500	371,500	371,000	371,000	371,000	371,000
Other Fees	Alumni & Alumnae Fee	—	10,000	—	20,000	—	—
Total		501,500	381,500	371,000	391,000	371,000	371,000

**Graduate School of Letters, East Asian Cultures**

Ph.D. Degree Program

(in Yen)

Category		2022 Academic Year	2023 Academic Year		2024 Academic Year		2025 and subsequent academic years (Annual Payment)
			Spring Semester	Fall Semester	Spring Semester	Fall Semester	
Fee		First Semester Enrolled					Per Semester
School Fees	Admission Fee	130,000	—	—	—	—	—
	Tuition	364,500	364,500	364,500	364,500	364,500	364,500
Other Fees	Alumni & Alumnae Fee	—	10,000	—	20,000	—	—
Total		494,500	374,500	364,500	384,500	364,500	364,500

**Graduate School of Informatics, Science and Engineering**

Ph.D. Degree Program

(in Yen)

Category  Fee		2022 Academic Year	2023 Academic Year		2024 Academic Year		2025 and subsequent academic years (Annual Payment)
		First Semester Enrolled	Spring Semester	Fall Semester	Spring Semester	Fall Semester	Per Semester
School Fees	Admission Fee	130,000	—	—	—	—	—
	Tuition	409,500	409,500	409,500	409,500	409,500	409,500
Other Fees	Alumni & Alumnae Fee	—	10,000	—	20,000	—	—
Total		539,500	419,500	409,500	429,500	409,500	409,500

**Notes**

1. Graduates of Kansai University or a Kansai University Graduate School, and undergraduates at the University who satisfy the requirements described by Paragraph 1-11 of Article 46 Paragraph of the Graduate School Rules (that is, the successful examinees of Academic Accerlation Entrance Examination) are not required to pay the Admission Fee (Admission Registration Fee) when continuing their studies at one of the Graduate Schools.
2. Graduates of the Kansai University Japanese Language and Culture Program Preparatory Course (*Ryugakusei-Bekka*) who continue their studies at one of the University's faculties or Graduate Schools are eligible to receive a 50% discount on the Admission Fee (Admission Registration Fee). The same applies to students without finishing the program of the Course.
3. The University collects ¥30,000 on behalf of the Alumni Association : ¥10,000 at the time of enrollment and then ¥20,000 at the following academic year (For students entering at the Fall Semester, the University collects a total of ¥30,000 on behalf of the Alumni Association by collecting ¥10,000 at the Spring Semester in the academic year following the year of enrollment and then ¥20,000 at the next Spring Semester).  
The dues are not collected from students who have already paid as graduates of the University or any of the Graduate Schools (including the successful examinees of Academic Acceleration Entrance Examination) according to the requirements described by Paragraph 1-11 of Article 46 Paragraph of the Graduate School Rules.

## 9. Scholarship Information

2022 Academic Year: Scholarship Types and Overview  
The following list of scholarships is for the enrollees of the 2022 Spring Semester.

※The criteria of selection vary by each Graduate School.

For more information, contact the scholarship coordinator offices of each campus or the Division of International Affairs on the end of this section.

※Same students cannot take both the Scholarships of ①~⑤ and the Scholarships of ④ and ⑤.

### ① Japan Student Services Organization Scholarship for Graduate School Students

**Loan Type**

※ Application-based

#### Eligibility

■ Graduate school students either for Master's Degree Program or Ph.D. Degree Program who will enroll in Kansai University at 2022 academic year

(Note 1) The scholarship is for those who have excellent academic and personality, and need this scholarship to continue their research in graduate school. However, international students are not eligible for the scholarship.

(Note 2) There is not always a recruitment for students enrolling in Kansai University at fall semester. Please contact us before applying.

#### Scholarship Type and Loan Amount

■ The First Scholarship (Interest-free)

Degree Program	Monthly Loan Amount (yen)
Master's Degree Program	Applicants can select from 50,000/88,000
Ph.D. Degree Program	Applicants can select 80,000/122,000

■ The Second Scholarship (Interest-bearing)

Degree Program	Monthly Loan Amount (yen)
Master's Degree Program	Applicants can select from 50,000/80,000/100,000/130,000/150,000
Ph.D. Degree Program	

#### Duration of Loan

■ From the spring semester or the fall semester of the 2022 academic year to the end of usual study term.

### Past Records of Scholarships of Award Type for Graduate School Students (2021 academic year)

■ About 40% of all graduate school students have received the award type of scholarships.

### ② Kansai University Graduate School Scholarship of Special Award type

**Award type**

※ Notification-based

(The university will notify the adoption of the scholarship to the eligible students before enrolling.)

#### Eligibility

■ Graduate school students to enroll to Master's Degree and Ph.D. Degree Programs in the 2022 academic year with excellent entrance examination results.

#### Varieties of Entrance Examination

■ Eligible students will be selected regardless of the type of entrance examinations both of Master's Degree and Ph.D. Degree Programs after all entrance examinations were held.

However for Master's Degree Programs, the types of entrance examinations of the Graduate School of Law, Business and Commerce, Science and Engineering, Foreign Language Education Research, and Psychology. For Ph.D Degree Programs, the Graduate School of Psychology, and the Ph.D of Disaster Management Program for the Graduate School of Societal Safety Science are as follows.

Graduate School of Law (Master's Degree Program): All entrance examinations except an entrance examination called International Students Special Entrance Examination by African Business Education Initiative for Youth.

Graduate School of Business and Commerce (Master's Degree Program): Five-year Consistent Education Program Entrance Examination (October Examination), Internal Promotion Examination (October Examination and February Examination).

Graduate School of Science and Engineering (Master's Degree Program): Internal Promotion Examination (June Examination), General Entrance Examination (August Examination), and Internal Promotion Examination for Students of Early Graduation.

Graduate School of Foreign Language Education and Research (Master's Degree Program): For all types of entrance examinations except Aston University DD program of General Entrance Examination.

Graduate School of Psychology (Master's Degree Program): Internal Promotion Examination (July Examination).

Graduate School of Psychology (Ph.D. Degree Program): General Entrance Examination (February Examination).

Graduate School of Societal Safety Science (Ph.D. Degree Program: Ph.D. of Disaster Management Program): International Students Entrance Examination (English Course PDM) (February Examination and June Examination).

#### Awards Amount

Degree Program	Graduate School	Yearly Awards Amount (yen)
Master's Degree Program	Law, Letters, Economics, Business and Commerce, Sociology, Psychology (Psychology Major), East Asian Cultures, Governance, Health and Well-being	500,000
	Informatics, Societal Safety Sciences	600,000
	Science and Engineering	750,000
	Foreign Language Education and Research	550,000
	Psychology (Psychology Clinical Major)	650,000
Ph.D. Degree Program	Every Graduate School	500,000

※As for Master's Degree Program, awards amount differs for the students of Three-year Course and One-year Course. Contact scholarship coordinator offices for details.

#### Duration of Award

- From the spring semester or the fall semester of the 2022 academic year to the end of usual study term. (Whether to award again at the next academic year or not will be judged from the achievement per 2 semesters. The Duration of Award may be shortened depend on the result).

### ③ Kansai University Graduate School Scholarship (awarded for persons with excellent grades in the Graduate School) (to currently enrolled students)

**Award type**

※Application-based

#### Eligibility

- Graduate students with excellent grades who are in difficulty to continue to study for economic reasons. If you are hired and meet the requirements for the benefits of the "Kansai University Graduate School Scholarship of Pre-arrival Award Type for Internal Promotion Examination (April 2021 Application)", you cannot apply for this scholarship.

#### Awards Amount

- See the figure below.

#### Duration of Award

- for one year (You can apply next year again.)

**④ Kansai University Educational Assistance Fund Scholarship****Award type**

※Application-based

**Eligibility**

■ Graduate students with excellent grades who are in difficulty to continue to study for economic reasons.

If you are hired and meet the requirements for the benefits of the “Kansai University Graduate School Scholarship of Pre-arrival Award Type for Internal Promotion Examination (April 2021 Application)”, you cannot apply for this scholarship.

**Awards Amount**

■ See the figure below.

**Duration of Award**

■ for one year (You can apply next year again.)

**⑤ Kansai University Mature Students Scholarship (awarded for excellent working adult graduate students)****Award type**

※Application-based

**Eligibility**

■ Working adult graduate students with excellent grades who have gained superior accomplishment in their Graduate School.

**Awards Amount**

■ See the figure below.

**Duration of Award**

■ for one year (You can apply next year again.)

**Awards Amount**

◀ Awards Amount for ③, ④ and ⑤ scholarships in common ▶

Degree Program	Graduate School	Yearly Awards Amount (yen)
Master's Degree Program	Law, Letters, Economics, Business and Commerce, Sociology, Psychology (Psychology Major), East Asian Cultures, Governance, Health and Well-being	250,000
	Informatics, Societal Safety Sciences	300,000
	Science and Engineering	375,000
	Foreign Language Education and Research	275,000
	Psychology (Psychology Clinical Major)	325,000
Ph.D. Degree Program	Every Graduate School	250,000

※As for Master's Degree Program, awards amount differs for the students of Three-year Course and One-year Course. Contact scholarship coordinator offices for details.

**Senriyama Campus (Student Services Bureau, Scholarship and Financial Assistance Group)**

3-3-35 Yamate-cho, Suita 564-8680

Phone: 06-6368-1121 (operator)

Hours: 9:00 am to 5:00 pm (except Saturdays, Sundays, public holidays, and university holidays)

**Takatsuki Campus (Takatsuki Campus Office)**

2-1-1 Ryozenji-cho, Takatsuki 569-1095

Phone: 072-690-2163 (direct)

Hours: 9:00 am to 5:00 pm (except Saturdays, Sundays, public holidays, and university holidays)

**Takatsuki Muse Campus (Muse Office)**

7-1 Hakubai-cho, Takatsuki 569-1098

Phone: 072-684-4000 (operator)

Hours: 9:00 am to 5:00 pm (except Saturdays, Sundays, public holidays, and university holidays)

**Sakai Campus (Sakai Campus Office)**

1-11-1 Kaorigaoka-cho, Sakai-ku, Sakai 590-8515

Phone: 072-229-5022 (operator)

Hours: 9:00 am to 5:00 pm (except Saturdays, Sundays, public holidays, and university holidays)



**Ⓐ Scholarship for Privately-funded International Students (For Freshman) Award type**

※ Notification-based  
(The university will notify the adoption of the scholarship to the eligible students before enrolling.)

**Eligibility**

■ Graduate School Students who will enroll in Kansai University in 2022 academic year with excellent grades and are in difficulty to continue to study for financial reasons. (International students who obtain the resident status of "Student").

※ For Master's Degree Program, at the Graduate School of Business and Commerce and the Graduate School of Sociology, there are additional requirements regarding linguistic ability.

※ For Ph.D. Degree Program, all enrollees will receive the scholarship generally.

**Awards Amount**

■ See the figure below

**Duration of Award**

■ For one year

※ For Ph.D. Degree Program, enrollees will continue to be awarded one year later generally.

Ⓐ The academic results criteria, the number of students to be granted and the amount of the Scholarship for Privately-funded International Students are different from graduate schools. For details, please check the Website of the Division of International Affairs at:  
<https://www.kansai-u.ac.jp/Kokusai/english/from/support.php>

**Ⓑ Scholarship for Privately-funded International Students (For 2<sup>nd</sup> year students and above) Award type**

※ Application-based

**Eligibility**

■ Graduate School Students who are in the second year and above with excellent grades and are in difficulty to continue to study for financial reasons. (International students who obtain the resident status of "Student").

※ For Ph.D. Degree Program, all enrollees will receive the scholarship generally.

**Awards Amount**

■ See the figure below

**Duration of Award**

■ For Master's Degree Program: for one year (You can apply next year again.)

■ For Ph.D. Degree Program: continue to the end of usual study term (application is necessary per year.)

**Awards Amount**

Ⓐ and Ⓑ Common to Privately-funded International Students Scholarships

Degree Program	Graduate School	Yearly Awards Amount (yen)
Master's Degree Program	All of the Graduate Schools	different from graduate schools※
Ph.D. Degree Program	Law, Letters, Economics, Business and Commerce, Sociology, Foreign Language Education and Research, Psychology, East Asian Cultures, Governance, Health and Well-being	350,000
	Informatics, Science and Engineering, Societal Safety Sciences	400,000

※ For details such as the amount of the scholarships, the academic results criteria and so on, please check the Website of the Division of International Affairs.

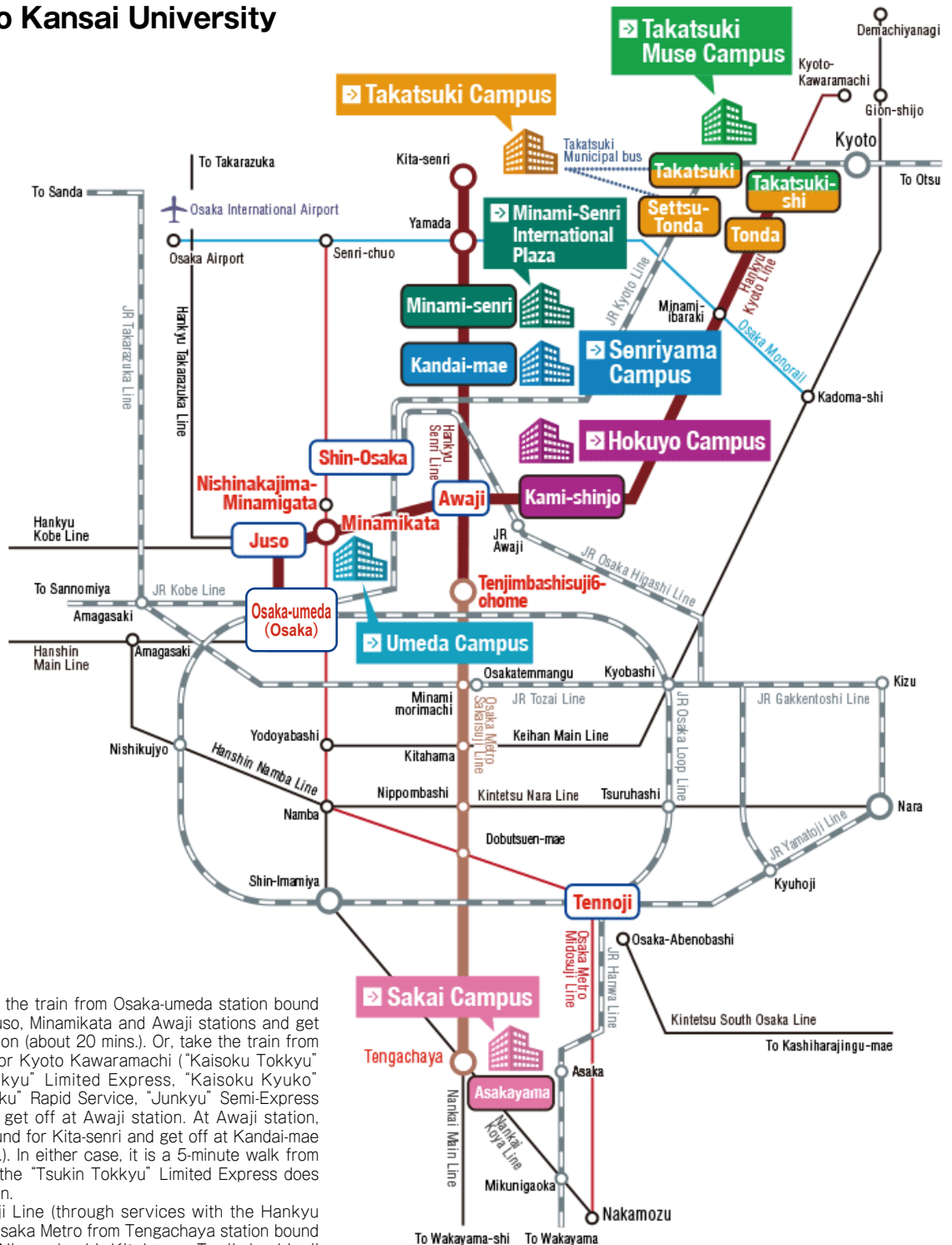
In addition, the Division of International Affairs deals with variety of scholarships which are only for privately-funded international students, such as the scholarships provided by external foundations. For complete information, please check the Website of the Division of International Affairs at:

<https://www.kansai-u.ac.jp/Kokusai/english/from/support.php>

**Division of International Affairs**

3-3-35 Yamate-cho, Suita, Osaka 564-8680  
TEL:06-6368-1121 (operator)  
Hours: 9:00 am to 5:00 pm (except Saturdays, Sundays, public holidays, and university holidays)

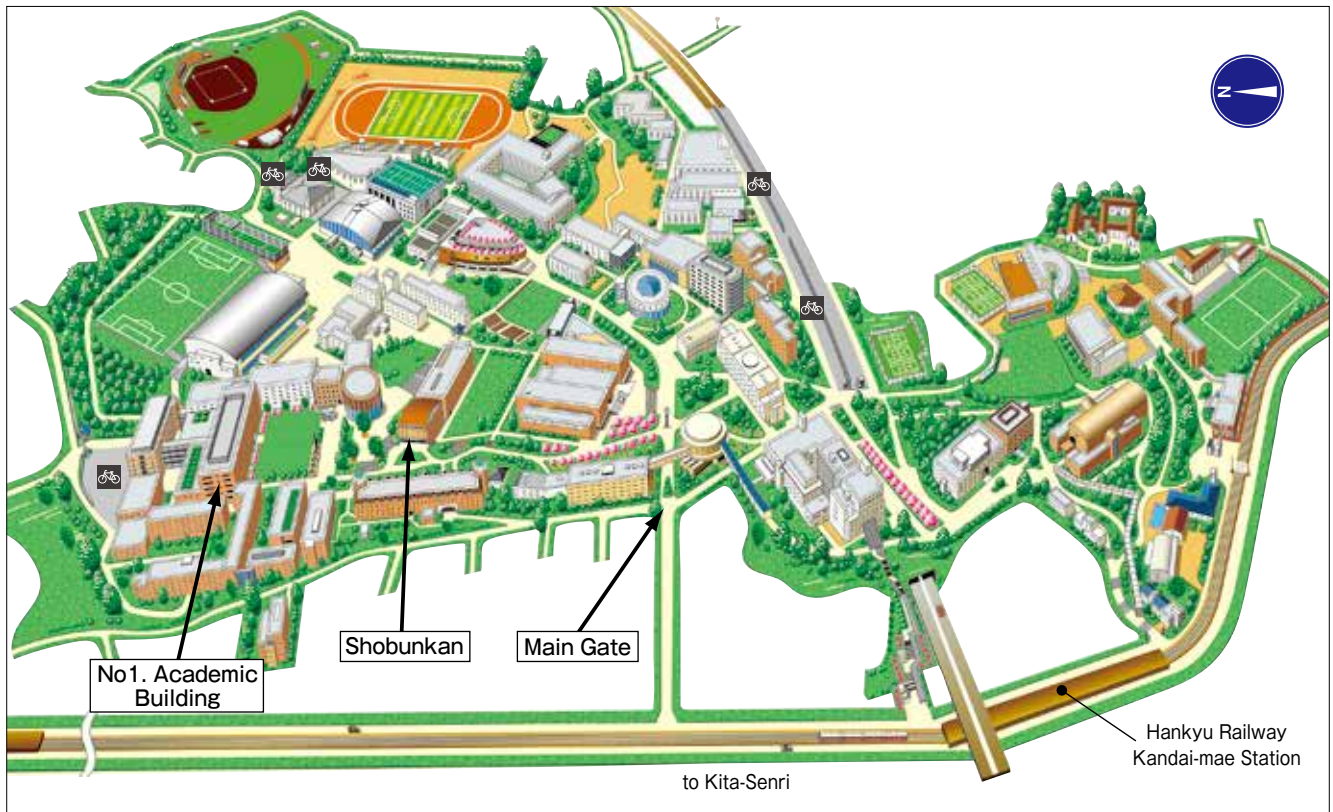
## 10. Getting to Kansai University



- Hankyu Railway: Take the train from Osaka-umeda station bound for Kita-Senri. Pass Juso, Minamikata and Awaji stations and get off at Kandai-mae station (about 20 mins.). Or, take the train from Osaka-umeda bound for Kyoto Kawaramachi ("Kaisoku Tokkyu" Limited Express, Tokkyu" Limited Express, "Kaisoku Kyuko" Rapid Express, "Kaisoku" Rapid Service, "Junkyu" Semi-Express or "Futsu" Local) and get off at Awaji station. At Awaji station, transfer to the line bound for Kita-senri and get off at Kandai-mae station (about 15 mins.). In either case, it is a 5-minute walk from the station. Note that the "Tsukin Tokkyu" Limited Express does not stop at Awaji station.
- Osaka Metro Sakaisuji Line (through services with the Hankyu Senri Line): Take the Osaka Metro from Tengachaya station bound for Kita-Senri. Pass Nippombashi, Kitahama, Tenjimbashisuji 6-chome (Tenroku) and Awaji stations and get off at Kandai-mae station (about 40-45 mins.). Walk about 5 mins.
- JR Shinkansen: Take the train from Shin-Osaka station bound for Nakamozu on the Subway Midosuji Line and get off at Nishinakajima-Minamigata station. Transfer at the Hankyu Railway Minamikata station to the train bound for Kita-senri. Pass Awaji station and get off at Kandai-mae station (about 30 mins.). Walk about 5 mins.
- From Osaka International Airport (Itami Airport): From Osaka Airport station, take the Osaka Monorail bound for Kadoma-shi. Pass Hotarugaike and Senri-chuo stations and get off at Yamada station. Transfer at the Hankyu Railway Yamada station to the train bound for Tengachaya or Umeda and get off at Kandai-mae station (about 30 mins.). It is a 5-minute walk from the station.

(Note) When asking directions for taking an entrance examination at the Kansai University Senriyama Campus or giving your destination to a taxi driver, clearly state that you are going to "Senriyama no Kansai Daigaku." Kansai University has multiple campuses (Senriyama, Takatsuki, Takatsuki Muse and Sakai). Also, a simple "Kandai" may be mistaken for "Handai" -the shortened name for Osaka University in Suita and the neighboring Toyonaka. Arriving at the wrong location may prevent you from taking the examination.

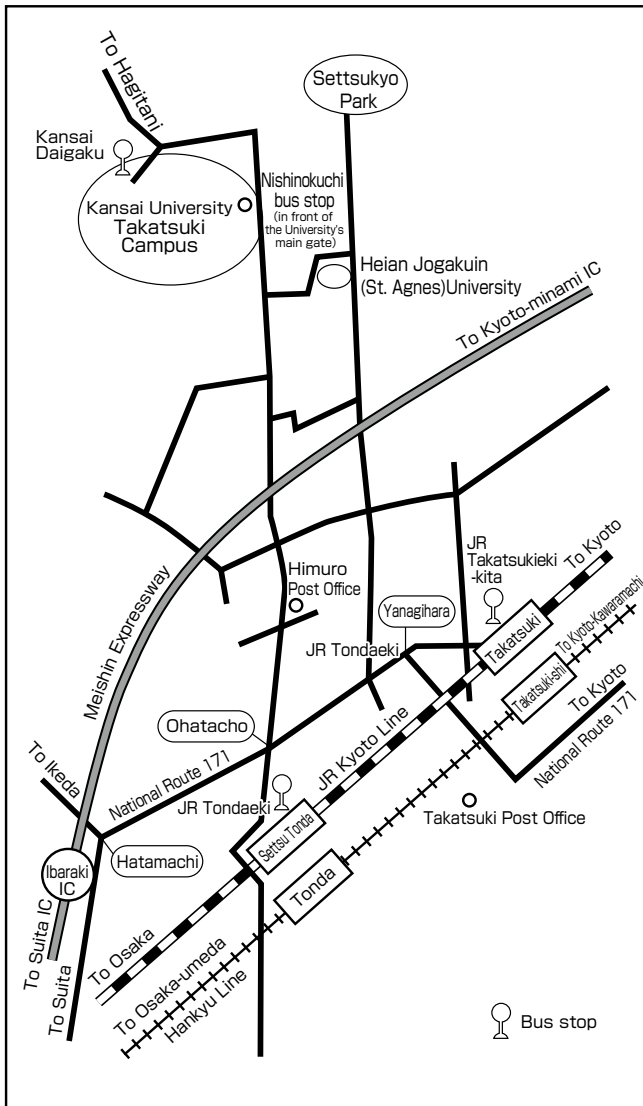
## 11. Examination Sites [Senriyama Campus]



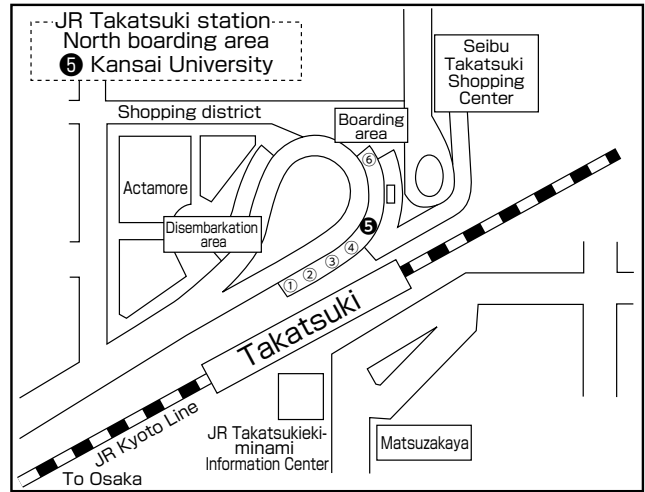
On the day of the entrance examination, please go to your examination site according to instruction of the information board in the campus.

There is no parking area in Senriyama Campus and commuting with car or motorcycle is fully prohibited. For taking examination, please use public transportation.

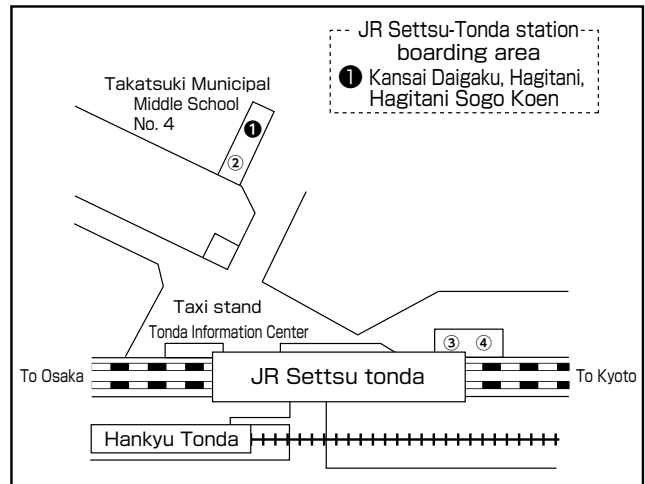
**【Takatsuki Campus】**  
**Graduate School of Informatics**



**JR Takatsuki station bus stop**



**JR Settsu-Tonda station bus stop**

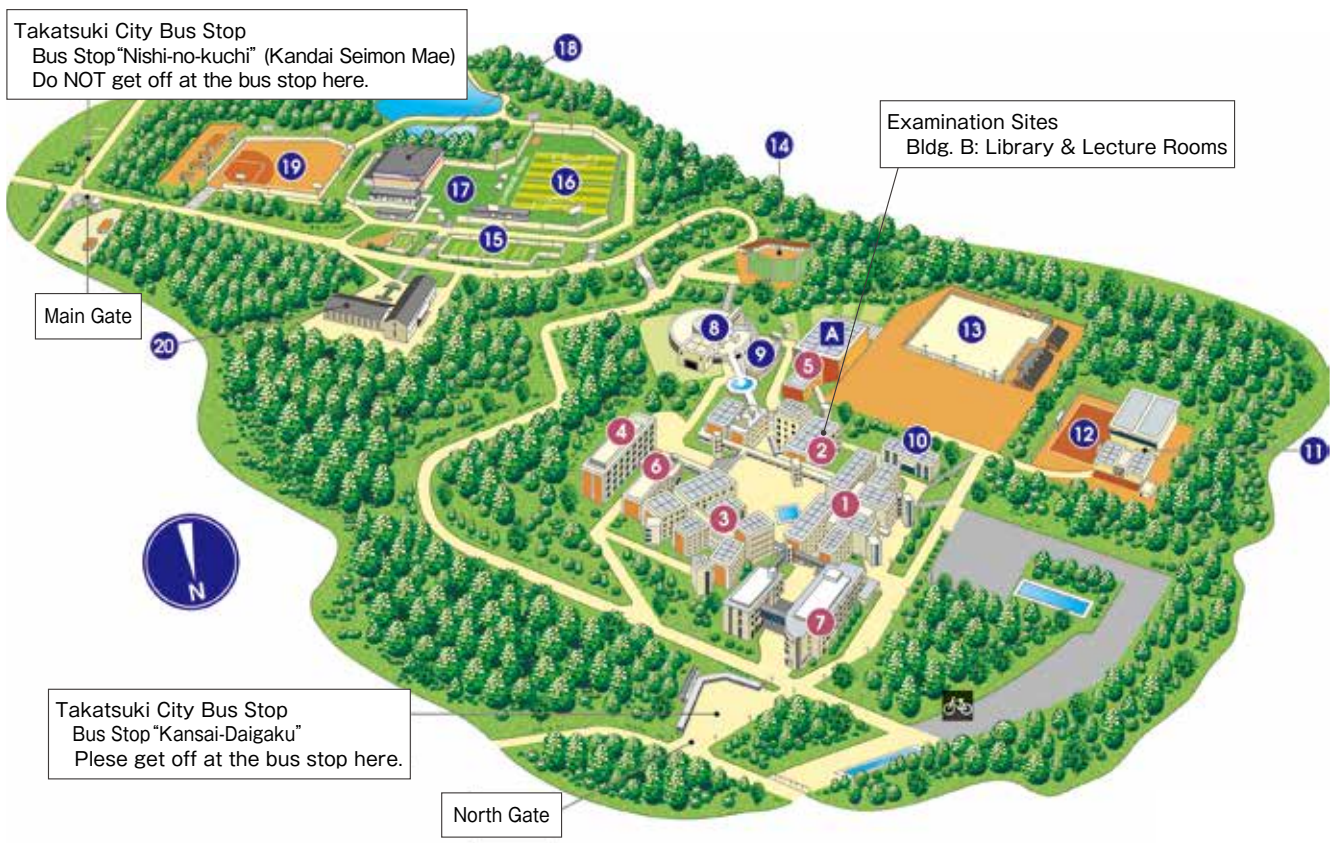


- JR: Take the JR Kyoto Line from Osaka or Kyoto station and get off at Takatsuki station (about 15 mins. by the Special Rapid Service) or Settsu-Tonda station (about 20 mins.). From there, take the Takatsuki City Bus. If going to the JR Takatsuki station, use the central wicket north exit. If going to the JR Settsu-Tonda station, pass through the wicket and exit from the north side.
- Hankyu Railway: Take the Hankyu Kyoto Line from Osaka-umeda or Kyoto-Kawaramachi station to Tonda or Takatsuki-shi station (about 20-25 mins.). Walk to the JR Settsu-Tonda station (about 5 mins in walk) or the JR Takatsuki station (about 10 mins in walk). Take the Takatsuki City Bus from either JR station.
- Takatsuki City Bus: From JR Takatsuki station, take the bus bound for Kansai Daigaku. From JR Settsu-Tonda station, take the bus bound for Kansai Daigaku, Hagitani or Hagitani Sogo Koen. Get off at the Kansai Daigaku stop in the Takatsuki Campus (about 20 mins.). **Do NOT get off at “Nishi-no-kuchi (Kandai Seimon Mae).”** Visitors are not allowed in by automobile or motorcycle.

Takatsuki City Bus Timetable

[http://www.city.takatsuki.osaka.jp/kurashi/bus\\_kotsu/bus/index.html](http://www.city.takatsuki.osaka.jp/kurashi/bus_kotsu/bus/index.html)





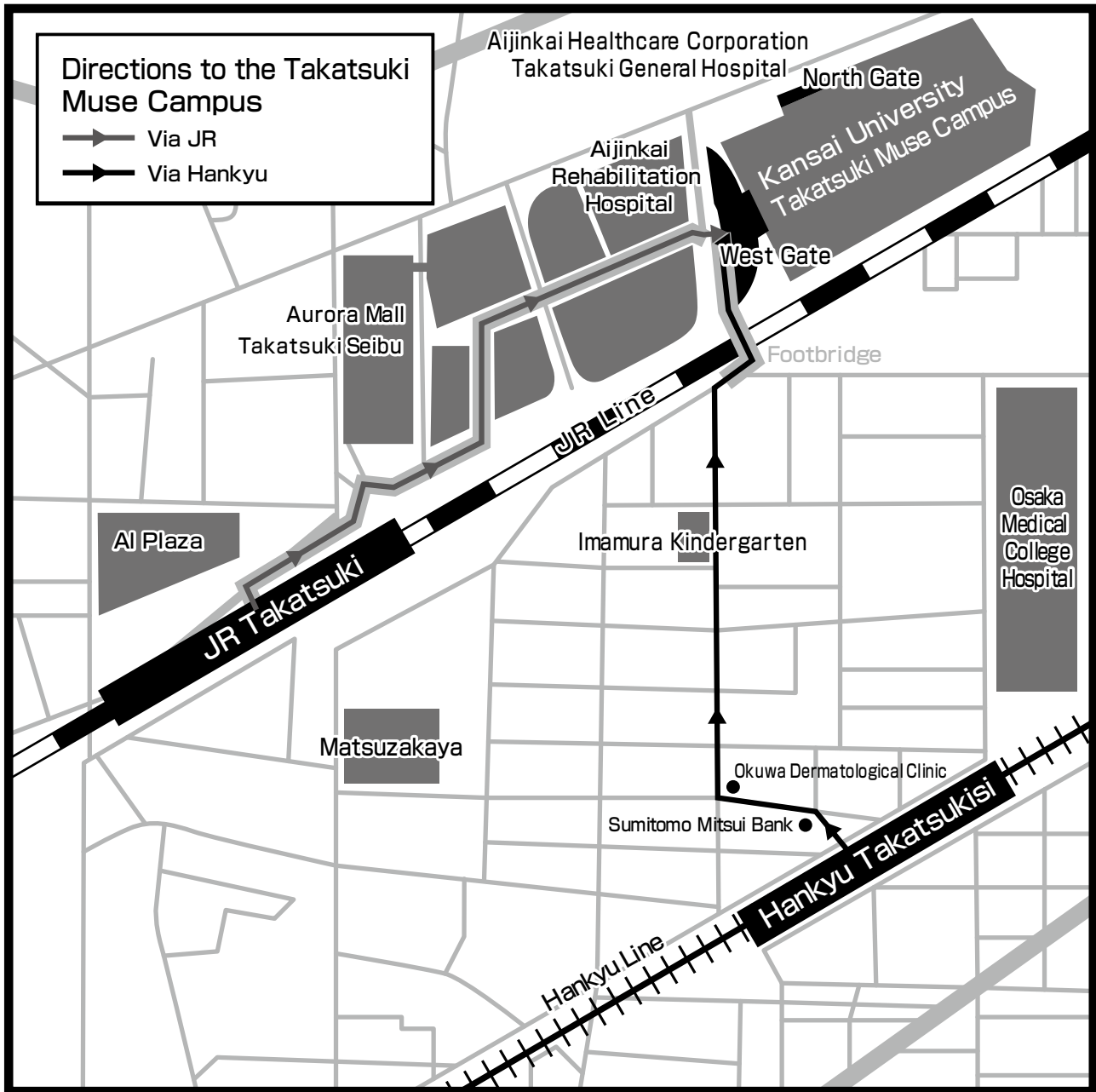
**《Education and Research Facilities》**

- ① Bldg. A: Administration & Research
- ② Bldg. B: Library & Lecture Rooms
- ③ Bldg. C: Studio
- ④ Bldg. D: Graduate School
- ⑤ Bldg. E: Lecture Rooms
- ⑥ Bldg. F: Research Center for Networking
- ⑦ Bldg. K: Information Seminar Rooms
- ⑧ Bldg. L: Welfare Building

**《Student Life Facilities》**

- ⑨ Bldg. S: Student House
- ⑩ Bldg. R: Research House
- ⑪ Bldg. G: Gymnasium
- ⑫ All-weather Hard Court
- ⑬ Riding Ground
- ⑭ Golf Range
- ⑮ Tennis Court
- ⑯ 1st Athletic Ground
- ⑰ 2nd Athletic Ground
- ⑱ KU Takatsuki Ice Arena
- ⑳ 3rd Athletic Ground
- ㉑ Seminar House Kogakukan

**【Takatsuki Muse Campus】**  
**Graduate School of Societal Safety Sciences**



- JR: Take the JR Tokaido Main Line from Osaka station bound for Kyoto and get off at Takatsuki station (about 15 mins at the Limited express.). Walk about 7 mins.
- Hankyu Railway: Take the train from Osaka-umeda station bound for Kyoto Kawaramachi and get off at Takatsuki-shi station (about 20 mins at the Limited express.). Walk about 10 mins.
- JR Shinkansen: Take the JR Tokaido Main Line from Shin-Osaka station bound for Kyoto and get off at Takatsuki station (about 15mins at the Limited express.). Walk about 7 mins.
- From Osaka International Airport (Itami Airport): From Osaka Airport station, take the Osaka Monorail bound for Kadoma-shi and get off at Minami-ibaraki station. Transfer to the Hankyu Railway Minami-ibaraki station and take the train bound for Kyoto Kawaramachi. Get off at Takatsuki-shi station (about 40-45 mins.) and walk about 10 mins.

**【Sakai Campus】**  
**Graduate School of Health and Well-being**



- 1** Bldg. A (Lecture Rooms, Sakai Campus Office, Career Center)
- 2** Bldg. B (Lecture Rooms, Sakai Campus Library, Cafeteria, Store)
- 3** Gymnasium (Arena, Judo/Kendo Dojo, Training Gym)
- 4** Swimming Pool
- 5** Facility for Experiential Learning Activities
- 6** Evergreen (Open Space)

## Online Application Q&A

**Q1: I do not have an Internet connection at home. How can I complete the online application?**

A1: The online application can be completed at your school or any other place where there is an Internet connection. If you will be unable to complete the online application, contact the Graduate School Admissions Division before the start day of the online application period.

**Q2: I cannot print out the application form and other documents at home. How can I print these documents?**

A2: Print out the documents at your school or any other place where a printer is available.  
If you cannot print out the application form or other documents, contact the Graduate School Admissions Division.

**Q3: There is a mistake in the information I registered for my online application. How can I correct it?**

A3: If you have not yet paid the application fee, repeat the online application process from the beginning. (If you have already paid the application fee or submitted your application documents, please see Q4.)  
You can, however, use the reference number you were given at the time of registration to re-enter your application details based on your previously registered personal information.  
Please note that in doing so, you will lose the application form and various application numbers (such as your reference number and payment receipt number) obtained previously. Even if you pay the application fee and submit application documents using the application form and administrative numbers you were assigned according to the false information, your application will not be considered complete.

**Q4: I noticed a mistake in my registered information after paying the application fee or after submitting my application documents. What should I do?**

A4: Contact the Graduate School Admissions Division.

**Q5: The pop-up that was supposed to appear upon completing my online application was blocked and I cannot print out my application form or other documents. What should I do?**

A5: You can display the information registered for your online application once again using your reference number. Click on “出願内容を確認する (ログイン)” (revise application information (Log in)) on the online application page and enter the reference number given to you at registration. The online application confirmation screen will be displayed again. Print out your application form or other documents.

**Q6: By filling in online application and paying the application fee, do I complete my application?**

A6: No. Your application is not complete until you have filled in online application, paid the application fee, and also submitted the required application documents. As applications cannot be accepted after the deadline, please be sure to give yourself enough time to complete the procedure during the scheduled dates.

**Q7: There are many characters in my name, and I am getting an error when I enter all of them. What should I do now?**


A7: Please contact the Graduate School Admissions Division.

※At the Online Application System, when registering your name in Kanji, you can only register your family name within 8 full-width characters and your middle name and last name within 8 full-width characters. And when registering your name in Kana, you can only register your full name within 14 full-width katakana characters.

The Q & A is posted on the Kansai University Graduate School Entrance Examination Information Website, please check the URL or QR code.  
[https://www.kansai-u.ac.jp/Gr\\_sch/qa/index.html](https://www.kansai-u.ac.jp/Gr_sch/qa/index.html)







## Kansai University Graduate School

[https://www.kansai-u.ac.jp/Gr\\_sch/](https://www.kansai-u.ac.jp/Gr_sch/)

### Senriyama Campus

Graduate School of Law    Graduate School of Letters    Graduate School of Economics  
Graduate School of Business and Commerce    Graduate School of Sociology    Graduate School of Science and Engineering  
Graduate School of Foreign Language Education and Research    Graduate School of Psychology  
Graduate School of East Asian Cultures    Graduate School of Governance

Inquiries: Graduate School Admissions Division, Admissions Center  
3-3-35 Yamate-cho, Suita, Osaka 564-8680    TEL: 06-6368-1121 (main)  
E-mail: [grd-adm@ml.kandai.jp](mailto:grd-adm@ml.kandai.jp)

### Takatsuki Campus

Graduate School of Informatics

Inquiries: Takatsuki Office  
Ryozenji-cho, Takatsuki, Osaka 569-1095    TEL: 072-690-3213 (direct)  
E-mail: [k-soujyo@ml.kandai.jp](mailto:k-soujyo@ml.kandai.jp)

### Takatsuki Muse Campus

Graduate School of Societal Safety Sciences

Inquiries: Muse Office  
7-1 Hakubai-cho, Takatsuki, Osaka 569-1098    TEL: 072-684-4000 (main)  
E-mail: [safety\\_science@ml.kandai.jp](mailto:safety_science@ml.kandai.jp)

### Sakai Campus

Graduate School of Health and Well-being

Inquiries: Sakai Campus Office  
1-11-1 Kaorigaoka-cho, Sakai, Osaka 590-8515    TEL: 072-229-5022 (main)  
E-mail: [sakail@ml.kandai.jp](mailto:sakail@ml.kandai.jp)